



UNIVERSITY
OF MALAYA

FACULTY OF MEDICINE

GUIDEBOOK

SESSION 2017 / 2018

BACHELOR OF PHARMACY (HONOURS)
BACHELOR OF BIOMEDICAL SCIENCE
BACHELOR OF NURSING SCIENCE

INDEX

Bil	Title	Page
1	Message from Dean	1
2	Message Deputy Dean	2
3	Undergraduate Administration	3
4	Management of Dean's Office	4
5	Management of University Malaya Medical Centre	5
6	Educational Goals of the University of Malaya	6
7	Vision & Mission	7
8	Department/Unit - Academic Staff	8
9	History of the Faculty of Medicine	37
10	Faculty Facilities	40
11	Campus Facilities	48
12	Faculty Building Plan	51
13	Campus Map	52
14	Student Dress Code	53
15	Academic Calendar Session 2017/2018	54
16	List of Undergraduate Programmes in the Faculty	55
18	Bachelor of Pharmacy (Hons)	56
18.1	Message from Head of Department	57
18.2	Academic Staff	58
18.3	Administrative Staff	63
18.4	Programme Title/Philosophy/Principles and Outcomes	65
18.5	Programme Outcomes	66
18.6	Programme Structure	67
18.7	Course Structure	68
18.8	Course Summary	73
19	Bachelor of Biomedical Science	114
19.1	Message from Head of Department	115
19.2	Academic Staff	116



Bil	Title	Page
19.3	General Staff	119
19.4	Introduction	121
19.5	Programme Objectives/ Outcomes	122
19.6	Academic Programme & Course Structure	123
19.7	Programme Structure	124
19.8	Course Structure	125
19.9	Course Summary	129
20	Bachelor of Nursing Science	180
20.1	Message from Head of Department	181
20.2	Academic Staff	182
20.3	Administrative Staff	185
20.4	Introduction	186
20.5	Programme Objectives/ Educational Outcomes/ Academic Programme & Course Structure	187
20.6	Programme Structure	188
20.7	Course Structure	190
20.8	Course Summary	194



Message from Dean

Welcome to the Faculty of Medicine, University of Malaya.

Congratulations! Your acceptance into one of our medical programmes at the Faculty of Medicine, University of Malaya is a culmination of many years of hard work and you have been selected amongst several hundred applicants who have vied to enter into our prestigious Faculty. The University of Malaya's Faculty of Medicine is recognised a national leader in medicine and the health sciences with many distinguished academic staff that are nationally and internationally renowned.

The Faculty in recent years has strived to make all of our programs exciting and relevant to prepare you for the challenges of a career in the medical sciences in this new era of rapid changes in health, technology and information. You will find that your university education will be vastly different from what you have experienced at school. Unlike in school, you will be expected to undertake more self-directed and independent learning with support from dedicated and experienced Faculty members. All of this is to prepare you to enter into the workforce where attributes such as critical and analytical thinking, independence and creativity are sought after.

The courses that you will undertake in the next 4-5 years will prepare you for a career to enter into the healthcare profession whether as a doctor, nurse or pharmacist providing direct patient care or providing essential behind the scenes support. The lectures, tutorials and the practicals that you will be attending in the course of the next few years is however but a foundation and a stepping stone to what we hope will prepare you for a life-long learning experience. In the words of perhaps one of the most accomplished and greatest physicians in recent times, Sir William Osler,

"The hardest conviction to get into the mind of a beginner is that the education upon which he is engaged is not a college course, not a medical course, but a life course, for which the work of a few years under teachers is but a preparation."

We hope that you will take the opportunity to engage productively not just with your academic lecturers and mentors but also with your fellow students some of whom have come from different parts of the world. We also sincerely hope that your campus life will not be restricted to the pursuit of an academic qualification alone, but that you will use this opportunity to enrich your minds in other worthy pursuit whether it is community service, sports or music and culture.

I wish you all well in your pursuit of an academic degree in the medical sciences and hope that you will emerge from your time at the Faculty of Medicine University of Malaya as a life-long learner with a passion and commitment to your chosen vocation.

PROFESSOR DATO' DR. ADEEBA BINTI KAMARULZAMAN
Dean
Faculty of Medicine



Message from Deputy Dean

On behalf of the Faculty of Medicine and all the academic staff, I extend a very warm welcome to each and every one of you. As a faculty, we would like your education in this institution to be a rewarding and an enriching experience.

This handbook has been prepared as a guide for you in the faculty. Its content is by no means exhaustive but will be very useful for you especially in your first year in this faculty.

Being a student in this faculty will take a good 4- 5 years of your life depending on the programme you enrolled for. To obtain the degree, you have to put in a lot of hard work powered by dedication, sacrifice, unwavering determination, perseverance and commitment to ensure you will become not only a knowledgeable and skilful health care professional but also one who practices holistically. The education in this faculty does not stop upon graduation, but merely acts as a stepping stone to a life-time of learning in your chosen field.

Medical education does not only revolve around science, but also involves the art of practising it. We want you to be curious about the programme. Everything that goes on in this institution is a learning opportunity. The skills that you will acquire include good communication skills between you and your colleagues, your patients and their families and also with members of the community. You will find that your teachers, seniors and friends are mentors in your quest to become good and ethical health care professionals, thus providing you the best apprenticeship you could possibly have. The programme in the faculty is also about character building, and, you will need to develop appropriate attitudes that contribute to the qualities necessary of your chosen profession.

We hope this guidebook can be fully used to your advantage in better understanding the programme and the people entrusted to run it. The Dean's Office along with all its support groups will try to make your stay a memorable and a fruitful one.

We would like to wish you every success in your programme and hope that the years that you will spend in this faculty will be among the best in your life. Again, I wish you a warm welcome and I look forward to meeting each and every one during the course of your study with us.

PROFESSOR DATO' DR YANG FARIDAH ABDUL AZIZ
Deputy Dean of Undergraduate

UNDERGRADUATE ADMINISTRATION



**PROFESSOR DATO' DR. ADEEBA
KAMARULZAMAN**
Dean
adeeba@ummc.edu.my
603-79492050



**PROFESSOR DATO' DR. YANG
FARIDAH ABDUL AZIZ**
Deputy Dean
yangf@ummc.edu.my
ddu@ummc.edu.my
603-79492156



AZLINA SARDI
Principal Assistant Registrar
azlinas@um.edu.my
azlinas@ummc.edu.my
603-79493796



SITI HABSAH MAT JAIS
Secretary
habsah@ummc.edu.my
603-79492156



NORANA ABU
Assistant Administrative Officer
norana@um.edu.my
603-7967584



MOHD KHAIDIR ZULKEPLI
Assistant Administrative Officer
khaidir@um.edu.my
603-79672076



SITI ZALEHA AHMAD
Administrative Assistant
(Clerical/Operations)
zaleha@ummc.edu.my
603-79492105



NORASLINDA AZAHARI
Administrative Assistant
(Clerical/Operations)
noraslinda@ummc.edu.my
603-79676686



NORMADINAH ABDUL LATIFF
Administrative Assistant
(Clerical/Operations)
bdina@um.edu.my
603-79674941



NURUL HAYATI MOKHTAR
Administrative Assistant
(Clerical/Operations)
nurul85@um.edu.my
603-79673796



SAPIAH SARIP
Administrative Assistant
(Clerical/Operations)
sapiahs@um.edu.my
sapiahs@ummc.edu.my
603-79676686



SALWA MOHD SHARIF
(Klang Campus)
Administrative Assistant
(Clerical/Operations)
salwas@um.edu.my
603-33701066

MANAGEMENT OF DEAN'S OFFICE

DEAN

Professor Dato' Dr Adeeba Kamarulzaman

Tel: 03-79492050
Fax: 03-79540533
Email: adeeba@ummc.edu.my

DEPUTY DEANS

Professor Dato' Dr Christopher Boey Chiong Meng
(Postgraduate)

Tel: 03-79492108
Fax: 03-79676684
Email: boeycm@ummc.edu.my

Professor Dato' Dr. Yang Faridah Abdul Aziz
(Undergraduate)

Tel: 03-79492156
Fax: 03-79568841
Email: yangf@ummc.edu.my
ddu@ummc.edu.my

Professor Dr Maznah Dahlui
(Development)

Tel: 03-79492103
Fax: 03-79568841
Email: maznahhd@ummc.edu.my

Professor Dr Yvonne Lim Ai Lian
(Research)

Tel: 03-79492077
Fax: 03-79568841
Email: yvonne@ummc.edu.my
limailian@um.edu.my

ADMINISTRATION

Khalidah Mushar
Senior Principal Assistant Registrar

Tel: 03-79676669
Fax: 03-79568841
Email: khalidah@um.edu.my
mkhalidah@ummc.edu.my

Azlina Sardi
Principal Assistant Registrar

Tel: 03-79673796
Fax: 03-79568841
Email: azlinas@um.edu.my
azlinas@ummc.edu.my

Mardiansha Kalimuddin
Senior Assistant Registrar

Tel: 03-79677503
Fax: 03-79676684
Email: mardiansha@um.edu.my
mardiansha@ummc.edu.my

Norhabibah Mohd Bukari
Assistant Bursar

Tel: 03-79677585
Fax: 03-79568841
Email: habibahbukari@um.edu.my
habibahbukari@ummc.edu.my

MANAGEMENT OF UNIVERSITY MALAYA MEDICAL CENTRE

Director

Professor Dr Tunku Kamarul Zaman bin Tunku Zainol

Tel: 03-79492000
Fax: 03-79582648
Email: tkzrea@ummc.edu.my

Deputy Director (Clinical)

Assoc. Professor Dr Nazirah binti Hasnan

Tel: 03-79492001
Fax: 03-79492030
Email: nazirah@ummc.edu.my

Deputy Director (Professional)

Assoc. Professor Dr Azura binti Mansor

Tel: 03-79494409
Fax: 03-79492030
Email: azuramansor@ummc.edu.my

Deputy Director (Management)

Mr. Iskandar bin Ahmad

Tel: 03-79492002
Fax: 03-79492030
Email: isk@ummc.edu.my

Manager, Human Resource Division

Ms. Mariashabiradalia binti Mohd Hashim

Tel: 03-79492161
Fax: 03-79494607
Email: maria@ummc.edu.my

EDUCATIONAL GOALS OF THE UNIVERSITY OF MALAYA

Graduates of the University of Malaya will be able to:

1. Demonstrate knowledge and skills in their field of study, appropriate research and professional practices, and the processes of critical thinking, creative thinking, and problem solving.
2. Use effective methods including contemporary technology to manage information, to achieve diverse professional goals aligned with professional standards and make decisions based on appropriate data and information.
3. Engage in continuous self-improvement and professional growth, support the professional development of others, and display positive leadership and professional behaviours and disposition for effective practice.
4. Communicate effectively with other professionals, and the community, and project a coherent vision of social responsibilities.
5. Appreciate and continue to be guided by the University's core values of integrity, respect, academic freedom, open-mindedness, accountability, professionalism, meritocracy, teamwork, creativity and social responsibility.

VISION & MISSION



VISION

To become a Centre of Excellence in Medicine

MISSION

To become a premier medical centre that is world renown and to provide excellent health care, education, and research programmes delivered with efficiency, sensitivity and enthusiasm.

ANAESTHESIOLOGY

DEPARTMENT/UNIT | ACADEMIC STAFF

Head of Department:

Professor Dr Marzida Mansor MD (UKM), M. Anaes (Mal)

Tel: 03-7949 2052

Fax: 03-7955 6705

Email: marzida@ummc.edu.my | marzida@gmail.com

Professors:

Professor Dr Chan Yoo Kuen MBBS (Mal), FFARCS (Dublin), FAMM (Mal)

Professor Dr Marzida Mansor MD (UKM), M. Anaes (Mal)

Professor Dato' Dr Wang Chew Yin MBChB (Birmingham), FRCA (Eng), FFARCS (Ire), AM, DA (UK)

Associate Professors:

Associate Professors Dr Ina Ismiarti bt. Shariffuddin MBChB (DUNDEE), M. Anaes (Mal)

Associate Professors Dr Mohd Shahnaz bin Hasan MBBS (Mal) M. Anaes (Mal)

Senior Lecturers:

Dr Carolyn Yim Chue Wai MBBS (IMU), M. Anaes (Mal)

Dr Chaw Sook Hui MD (USM), A Anaes (Mal)

Dr Foo Li Lian MD (USM), M Anaes (Mal)

Dr Jeyaganesh Veerakumaran MBBS (Ind), M. Anaes (UKM)

Dr Lai Hou Yee MBBS (Mal), M Anaes (Mal)

Dr Loh Pui San MBBS (Mal), M Anaes (UKM)

Dr Mohd Fadhil Hadi bin Jamaluddin MBBS (Mal), M Anaes (Mal)

Dr Mohd Fitry bin Zainal Abidin MBBS (Rusia), M. Anaes (Mal)

Dr Ng Tyng Yan MBBS (Mal) M. Anaes (Mal)

Dr Noorjahan Haneem bt. Md. Hashim MBBS (Mal), M. Anaes (Mal)

Dr Wan Aizat binti Wan Zakaria MBBS (UK), M. Anaes (Mal)

Trainee Lecturers (SLAB):

Dr Mohd Afiq Syahmi bin Ramli MBBS (CUCMS)

Dr Siti Nadzrah binti Yunus MBBS (Mal)

ANATOMY

DEPARTMENT/UNIT | ACADEMIC STAFF

Head of Department:

Professor Dr Murali D. Kuppusamy Naidu BDS (Mal), MMedSc (Anat) (Mal), PhD (Cambridge)

Tel: 03-7967 4735

Fax: 03-79558721/79674724

Email: murali_naidu@um.edu.my | murali@ummc.edu.my

Professors:

Professor Dr Murali D. Kuppusamy Naidu BDS (Mal), MMedSc (Anat) (Mal), PhD (Cambridge)

Professor Dr Normadiah binti M Kassim MBBS (Mal), MMedSc (Glas), PhD (Glas)

Associate Professors:

Associate Professor Dr Junedah binti Sanusi BSc, MSc (Kansas), Postgrad.Dip. Ed (UTM), PhD (Neurosci) (Lond)

Senior Lecturer:

Dr Rosie Pamela Shasikala David BSc (UPM), MMedSc (Mal), PhD (Mal)

Dr Wong Kah Hui BSc. (Mal), MSc. (Mal), PhD (Mal)

Dr Phan Chia Wei BSc with Honors (UKM,) MSc(UK), PhD (UM)

Lecturers:

Dr Intan Suhana Zulkafli MBBS (UPM)

Dr Muhammad Alfakri Mat Noh MBBS (Mal)

Dr Noor Eliza Hashim MBBS (Aus), MMedSc (Mal)

Dr Rasheeda Mohd Zamin MBBS (UIA)

Dr Siti Rosmani Md Zin @ Zakaria MD (UPM)

Visiting Senior Lecturers:

Dr Snehlata Prashant Samberkar MBBS, DOMS (Mumbai) PGDPH (Fiji)

BIOMEDICAL IMAGING

DEPARTMENT/UNIT | ACADEMIC STAFF

Head of Department:

Associate Professor Dr Khairul Azmi Abd. Kadir MBBS (Mal), MRad(UM)AM

Tel: 03-7949 2069

Fax: 03-7958 1973

Email: khairulazmi@ummc.edu.my

Professors:

Professor Dr Gnana Kumar Gnanasuntharam MBBS (Mys), MMed (Rad)(UKM), FRCR (Lond), AM

Professor Dr John George MBBS (Adel), DMRD (Aberd), FRCR (Lond), FAMM

Professor Dr Kartini Rahmat MBBS (Mal), MRad (Mal), FRCR (Lond), AM

Professor Dr Norlisah Mohd Ramli MBBS (Mal), FRCR (Lond), FAMM

Professor Dato' Dr Yang Faridah Abd. Aziz MBBS (Mal), MRad (Mal), FAMM

Professor Contract:

Professor Dr Ng Kwan Hoong PhD, FIPM, MIPEM, DABMP, AM

Associate Professor:

Associate Professor Datin Seri Dr Ouzreiah Nawawi MBBS (Mal), MRad (Mal), FRCR (Lond), AM

Associate Professor Dr Khairul Azmi Abd Kadir MBBS (Mal), MRad (Mal), AM

Associate Professor Dr Anushya Vijayananthan MBBS (New Delhi), MRad (Mal), AM

Associate Professor Dr Faizatul Izza Rozalli BMBS (Nott), BMedSci (Nott), MRCP (UK), FRCR (UK), AM

Associate Professor Dr Roziah Muridan MBBS (Mal), MRad (Mal), AM

Senior Lecturers:

Dr Azlan bin Che Ahmad BBE (Mal), MMedPhys (Mal), PhD (Aberden)

Dr Caroline Judy Westerhout MBBS (Mal), MRad (UM), FRCR (Lond), AM

Dr Fadhli Mohamed Sani MBBS (Mal), MRad (UM)

Dr Jeannie Wong Hsiu Ding MMedPhys (Mal)

Dr Mohammad Nazri Md. Shah MBBS (Mal), MRad (Mal)

Dr Nur Adura Yaakup, MBBS (Mal), MRad (Mal), AM

Dr Raja Rizal Azman Raja Aman MBBS (Lond), MRCP (UK), FRCR (Lond), MRad (Mal)

Dr. Shaleen Kaur a/p Kirat Singh MBBS(UM), MRad (Mal), FRCR(UK), FRANZCR (AUS), AM

Lecturers:

Dr Farhana Fadzli MBBS (Mal), MBChB (Leicester), MRCP (UK)

Dr Norshazriman Sulaiman MBCh BAO (Ire), MRad (Mal)

Dr Yeong Chai Hong BSc (Hons) (Health Physics) (UTM), MMedPhys (Mal), PhD (Mal)

Ms. Khadijah Ramli BSc (Aust), MMedSc (Mal)

Mr. Muhd Shahrul Nizam Ahmad Daman Huri BSc (Hons)(UKM), MMedPhys (Mal)

Mr. Tan Li Kuo BEng (Monash), MEng (Monash)

Lecturer Contract:

Dr. Chan Wai Yee MD(Mal), FRCR(UK), Mmed SIN(DR), Mrad(Mal)

Trainee Lecturers (SLAB):

Dr Chan Kin Wong MBBS (UM)

BIOMEDICAL SCIENCE

DEPARTMENT/UNIT | ACADEMIC STAFF

Head of Department:

Professor Dr Umah Rani Kuppusamy BSc (Mal), PhD (S'pore)

Tel: 03-7967 6616

Fax: 03-7967 6600

Email: umah@um.edu.my

Professors:

Professor Dr Chua Kek Heng BSc (Mal), MSc (Mal), PhD (Mal)

Professor Dr Umah Rani Kuppusamy BSc (Mal), PhD (S'pore)

Senior Lecturers:

Dr Anwar Noraziz BBiomedSc (Mal), MMedSc (Mal), PhD (Griffith)

Dr Azlina Ahmad Annuar BSc (UCL), PhD (Imperial)

Dr Kee Boon Pin BBiomedSc (Mal), PhD (Mal)

Dr Noor Akmar Binti Nam PhD (Glasgow), MSc (UK), BSc (Hon) (Biomedical Science)

Dr Ong Kien Chai BSc (UKM), PhD (Mal)

Dr Rozaida @ Poh Yuen Ying BSc (Mal), MMedSc (Mal), PhD (Mal)

Dr Shalini A/P Velasammy BSc (Mal), PhD (Mal)

Dr Suzita Mohd Noor BBiomedSc (Mal), MMedSc (Mal), PhD (Deakin)

Lecturer:

Dr Nur'ain Salehen BBiomedSc (Bradford), MMedSc (Leicester), PhD (Leicester)
(UM)

MEDICAL MICROBIOLOGY

DEPARTMENT/UNIT | ACADEMIC STAFF

Head of Department:

Professor Dr Tay Sun Tee BSc (Mal), MMSc (Mal), PhD (Mal)

Tel: 03-7967 6661

Fax: 03-79676660

Email: tayst@ummc.edu.my / tayst@um.edu.my

Professors:

Professor Datin Dr Hamimah Hj Hassan MBBS (Mal), MSc (Lond)

Professor Dr Tay Sun Tee BSc (Mal), MMSc (Mal), PhD (Mal)

Professor Dr Jamal I-Ching Sam BMBS (UK), MSc (Lond), MRCP (UK), MRCP (UK)

Professor Dr Jamunarani Vadivelu BSc (Sur), PhD (Lond), DIC (Lond), MSc (Lond)

Professor Dr Sazaly Abu Bakar BSc (WU), MSc (WU), PhD (Texas)

Professor Dr Shamala Devi Sekaran BSc (Mal), MSc (Mal), PhD (Mal)

Associate Professors:

Associate Professor Dr Chan Yoke Fun BSc (Mal), PhD (Mal)

Associate Professor Dr Chang Li Yen BSc (Mal), MSc (Mal), PhD (Mal)

Associate Professor Dr Rina Karunakaran MBBS (Mal), MPath (Mal), MRCP (UK)

Lecturers:

Dr Chandramathi Samudi Raju BSc (Mal), PhD (Mal)

Dr Cindy Teh Shuan Ju BSc (Mal), MSc (Mal), PhD (Mal)

Dr Kartini Abdul Jabar MBChB (UK), MPath (Mal)

Dr Kumutha Malar Vellasamy BSc (Mal), MSc (Mal), PhD (Mal)

Dr Maria Kahar Bador MBChB (Ire), MSc (Lond)

Dr Nadia Atiya MBChB (UK), MPath (Mal)

Dr Nuryana Idris MBBS (Mal), MPath (Mal)

Dr Rukumani Devi Velayuthan MBBS (Mal), MPath (Mal)

Dr Tee Kok Keng BSc (Mal), MMedSc (Mal), PhD (Mal)

Dr Wong Won Fen BSc (Mal), MSc. (Tohoku Univ), PhD (Immunology) (Tohoku Univ)

MEDICINE

DEPARTMENT/UNIT | ACADEMIC STAFF

Head of Department:

Professor Dr Sanjiv a/l Mahadeva MBBS (Newcastle Upon Tyne), MRCP (UK), CCST (UK), MD (Leeds)

Tel: 03-7949 2429 / 03 79492555

Fax: 03-79556936

Email: sanjiv@ummc.edu.my

Professors:

Professor Dato' Dr Adeeba Kamarulzaman MBBS (Monash), FRACP

Professor Dato' Dr Ikram Shah Ismail MBBS (Q'land), Ph.D (Wales), FRCP (Edin), FAMM, FACE

Professor Dato' Dr Tan Chong Tin MBBS (Melb), FRCP, M.D. (Mal)

Professor Dato' Dr Wan Azman Wan Ahmad MBBS (Mal), FRCP (Glasgow), MRCP (UK), FAMM, FNHAM, FCAPSC, FAsCC, FAPSIC, FACC, FESC

Professor Dr Chee Kok Han MBBS (Mal), MMed (Mal)

Professor Dr Chin Ai-Vryn MBBCh BAO (RCSI), LRCP & MRCP (UK), Dip.Hospital Management (NUI)

Professor Dr Gan Shiao Sze @ Gan Gin Gin MBBS (UNSW), MRCP (UK), FRCP (Edin)

Professor Dr Goh Khean Jin MBBS (Singapore), MRCP (UK), FRCP (Glasgow), FAMM

(Glasgow), FAMM, FNHAM, FCAPSC, FAsCC, FAPSIC, FSCAI, FACC, FESC

Professor Dr Ida Normiha Helmi MBBCh (Glas), MRCP (UK)

Professor Dr Imran b Zainal Abidin MBBS (Mal), MMed (Mal)

Professor Dr Liam Chong Kin MBBS (Mal), MRCP (UK), FCCP (USA), FRCP (Lond), FAMM

Professor Dr Lim Kheng Seang MBBS (Mal), MRCP (UK)

Professor Dr Lim Shen-Yang MBBS (Melb), MD (Melb)(Neuroscience), FRACP

Professor Dr Nortina Shahrizaila B.Med Sc (Notth), MBBS (Notth), MRCP (UK), DM (Notth), CCT Neurology (UK)

Professor Dr Rosmawati Mohamed MBBS (Monash), MRCP (UK), MMed (Mal), MD (Birm)

Professor Dr Sanjiv a/l Mahadeva MBBS (Newcastle Upon Tyne), MRCP (UK), CCST (UK), MD (Leeds)

Professor Dr Shahrul Bahyah bt Kamaruzzaman MBBCh, MRCP (Lond), DGM (Dip. Of Geriatric Med) (Lond), PhD (London)

Professor Dr Tan Kay Sin MBBS (Melb), Dip in Medicine (Hammersmith), MRCP (UK), FRCP

Associate Professors:

Associate Professor Dr Ahmad Syadi bin Mahmood Zuhdi MBBS (Queen's), MMed (Mal)

Associate Professor Dr Alexander Loch MBBS (Schiller University), MD (Schiller University), MRCP (UK)

Associate Professor Dr Alexander Tan Tong Boon MB ChB (Liverpool), MRCP (UK)

Associate Professor Dr Bee Ping Chong MD (Mal), MMed (Mal)

Associate Professor Dr Chan Wah Kheong MBBS (Mal), MRCP (UK), PhD (Mal)

Associate Professor Dr Leow Hwong Ruey BA (Hons)(MAL), MB BCh BAO H(Hons) (Ire), Mmed (MAL)

Associate Professor Dr Lim Soo Kun MBBS (Mal), MRCP (UK)

Associate Professor Dr Ng Kok Peng MBBCh, BAO (Ire), MMed (M a/l Socklingam MBBS (Manipal India), MMed (Mal)

Associate Professor Dr Pang Yong Kek MD (USM), MRCP (UK)

Associate Professor Dr Raja Iskandar Shah Raja Azwa MBChB (Dundee), MRCP (UK), Dip GUM DFSRH, Dip HIV, CCT (UK)

Associate Professor Dr Raja Jasmin Begum binti Raja Mohamed MBBS (Manipal), MMed (Mal)

Associate Professor Dr Sasheela Sri La Sri Ponnampalavanar MBBS (MAHE, Manipal), MMed (Mal)

Associate Professor Dr Sharifah Faridah Syed Omar MBChB (Manchester), MMed (Mal)

Associate Professor Dr Shireene Ratna a/p Daniel Benjamin MBBS(Mal), MMed (UKM), MD (Melb)
Associate Professor Dr Suhaila bt Abdullah MBBS (Tasmania), MMed (Mal)
Associate Professor Dr Tai Mei Ling Sharon MBBS (Melb), Mmed (Mal)
Associate Professor Dr Tan Maw Pin BMedSci (Notth), BMBS (Notth), MRCP (UK), MD (Newcastle, UK), CCT (UK)
Associate Professor Dr Tan Seng Beng MBBS (Mal), MRCP (UK), Clinical Fellowship in Palliative Med. (Sing).

Lecturers:

Dr Ch'ng Chin Chwen MBBS (Mal), MRCP (UK)
Dr Chooi Kheng Chiew MBChB (Glas), MRCP (UK)
Dr Chua Kee Huat MBBS (IMU) MRCP (UK)
Dr Edmund Chin Fui Min MBBS (Mal), MMed (Mal)
Dr Fariz bin Yahya MBBS (Queen's), MMed (Mal)
Dr Ganiga Srinivasaiah Sridar MBBS (India), MMed (Mal)
Dr Habibah binti Abd Halim BA (Hons), MBBChir (Cambridge), MA (Cambridge), MRCP (UK)
Dr Helmi bin Sulaiman MBBS (Mal), MMed (Mal)
Dr Ho Shiaw Hooi MD (UKM), MMed (Mal)
Dr Khor Hui Min MBBS (Newcastle Upon Tyne), MRCP (UK)
Dr Kow Ken Siong MB BCh BAO (NUI), MRCP (UK), Cert Med Impairment Assessor (NIOSH)
Dr Kwan Zhenli MBBS (Mal), MRCP (UK)
Dr Lam Chee Loong MBBS (Notth), MRCP (UK), CCT (Palliative Medicine)
Dr Lim Soo Jin MD (UPM), MRCP (UK)
Dr Lim Lee Ling MBBS (Mal), MRCP (UK)
Dr Loh Ee Chin MBBch BAO (Ire), Postgraduate Dip. In Palliative Med (Wales), MRCP (Ire).
Dr Low Soon Chai MBBS (Mal), MRCP (Lond)
Dr Luqman bin Ibrahim MBBS (Mal), MMed (Mal)
Dr Maisarah binti Jalalonmuhali MBBS (Mal), MMed (Mal)
Dr Mohamad Imran bin Idris BA (Uni of Cambridge), MB BCHIR (Uni of Cambridge), MRCP (UK)
Dr Muhammad Dzafir bin Ismail MBBS (Mal), MMed (Mal)
Dr Muhammad Imran bin Abdul Hafidz MB BChir (Cambridge), MA (Cambridge), MRCP (UK)
Dr Mohd Firdaus bin Hadi MBBS (Mal), MMed (UKM)
Dr Ng Kee Seong BSc UPM, MSc (Uni of London), MD (UPM), PhD (Uni of London)
Dr Nor Ashikin binti Md Sari MBBS (Mal), MMed (Mal)
Dr Nur Adila binti Anuar MBBS (Mal), MMed (Mal)
Dr Nor I'zzati binti Saedon MBBS (Mal), MMed (Mal)
Dr Poh Mau Ern MBBS (Mal), MRCP (UK)
Dr Pok Say Lay MBChB (Auck), MMed (Mal)
Dr R. Jeyakantha a/l Ratnasingam MD (UKM), MMed (Mal)
Dr Sharmila Sunita a/p Parasivam MD (UNIMAS), MRCP (UK)
Dr Shasha Khairullah MBChB (Bristol), MMed (Mal)
Dr Sheriza Izwa Zainuddin MBBS (Mal), MMed (Mal)
Dr Tan Ai Huey MD (UKM), MRCP (UK)
Dr Tan Cheng Yin MD (UKM), MRCP (UK), MMed (Mal), CCCT (Neuro)
Dr Tan Guo Jeng MB BCh BAO (NUI), MRCP (UK)
Dr Tan Leng Leng MBBS (Mal), MRCP (UK)
Dr Tan Kit Mun BA MB BCh BaO (Dublin), MRCP (UK), CSCST (UK), RCPI (Dip. In Stroke & Cerebrovascular Med)
Dr Wan Ahmad Hafiz bin Wan Md. Adnan, MBBCh BAO (NUI), MRCPI
Dr Wong Chee Kuan MD (UKM), MRCP (UK)
Dr Wong Chew Ming MBBS (Mal), MRCP (UK)
Dr Wong Pui Li MBChB (Aberdeen, UK), MRCP (UK)
Dr Yong Shin Shen MBBCh BAO (Ire), MRCP (UK)

MOLECULAR MEDICINE

DEPARTMENT/UNIT | ACADEMIC STAFF

Head of Department:

Associate Professor Dr Sarni Mat Junit BSc (Aberdeen), PhD (Nott)

Tel: 03-7967 4906

Fax: 03-7967 4957

Email: sarni@um.edu.my

Professors:

Professor Datuk Dr Rohana Yusof BSc (Lanc), MSc (Mal), PhD (Leeds)

Professor Dr Onn Haji Hashim BSc (Mal), PhD (Glas)

Associate Professors:

Associate Professor Dr Azlina Abdul Aziz BSc (Mal), MSc (Glas), PhD (Glas)

Associate Professor Dr Fung Shin Yee BSc (Mal), MSc (Mal), PhD (Mal)

Associate Professor Dr Puteri Shafinaz Akmar Abdul Rahman BSc (Mal), MSc (Mal), PhD (Mal)

Associate Professor Dr Sarni Mat Junit BSc (Aberdeen), PhD (Nott)

Senior Lecturers:

Dr Jayakumar Rajarajeswaran BSc (Bharathiar), MSc (Madras), PhD (Bharathiar)

Dr Johari Mohd Ali BSc (Mal), PhD (Cantab)

Dr Kong Kin Weng BSc (UPM), MSc (UPM), PhD (Mal)

Dr Muhammad Fazril Mohamad Razif BSc (Murdoch), PhD (UWA)

Dr Nurhanani Razali BSc (Mal), MMedSc (Mal), PhD (Mal)

Dr Nurshamimi Nor Rashid BSc (Mal), MMedSc (Mal), PhD (Mal)

Dr Shatrah Othman B. Med.Sc (Nott), MSc (Mal), PhD (Mal)

Dr Tan Kae Yi BSc (UKM), PhD (Mal)

Dr Thamil Selvee Ramasamy BSc (UPM), PhD (Imperial)

Trainee Lecture

Dr Ain Zubaidah binti Ayob MBBS (Mal)

NURSING SCIENCE

DEPARTMENT/UNIT | ACADEMIC STAFF

Head of Department:

Associate Professor Dr Khatijah Abdullah @ Lim Geok Khim SRN, SCM, CCN (Neonatal), BSc (Hons) in Nsg (UK), MSc (Health Service Mgt.) (UK), Doctorate in Clinical Practice (Nsg) (UK)

Tel: 03-7949 2806

Fax: 03-7949 4636

Email: katlim@um.edu.my | khatijah@ummc.edu.my

Associate Professor:

Associate Professor Dr Khatijah Abdullah @ Lim Geok Khim SRN, SCM, CCN (Neonatal), BSc (Hons) in Nsg (UK), MSc (Health Service Mgt.) (UK), Doctorate in Clinical Practice (Nsg) (UK)

Senior Lecturers:

Dr Chong Mei Chan SRN, SCM, BNSc (Mal), MSc (Com. Health)(Mal)

Dr Chui Ping Lei SRN, BNSc (Teaching) (Hons), MMedSc (Nursing)(Mal), PhD (Mal)

Dr Tang Li Yoong SRN, CCN, BNSc (Hons)(Mal), MN (Renal)(Aust.)

Dr Vimala Ramoo SRN, CCN, BNSc (Teaching)(Hons) (Mal), MEd (Planning & Admin.) (Mal), PhD (Mal)

Lecturers:

Ms Lee Wan Ling SRN,CCN, BNSc (Teaching)(Hons), MNSc(Mal)

Ms Norsiah Rahmat SRN, SCM, Dip Adv Nsg (Teaching), BNSc (Hon)(Mal), MMedSc (PH)(Mal)

Ms Rasnah Abdul Rahman SRN, SCM, Dip Adv Nsg (Teaching), BNSc (Hons)(Mal),
MN (Midwifery) (Aust.)

Ms Surindar Kaur a/p Surat Singh SRN, SCM, Dip Adv Nsg (Teaching), BNSc (Hons)(Mal),
MN (Midwifery) (Aust.)

Ms Kavitha Rasaiah SRN, CCN, BNSc (Hons) (Mal), Med (Curriculum Development) (Mal)

Ms Nor Aziyan binti Yahaya SRN, Oncology, Cert (Teaching), BNSc (Hons) (Mal), MNSc (Mal)

Ms Lai Lee Lee SRN, AdvDip (Perioperative), BNSc(Teaching) (Hons)(Mal), MMedSc (Anesth)(Mal)

Ms Nor Zehan Ahmad SRN, Cert (Teaching), BNSc (Mal), MNSc (Mal)

Ms Noor Hanita Zaini SRN, Cert (Teaching), BNsg (Mal), MNSc (Mal)

Tutor

Ms Warit Seron SRN, Cert (Teaching), BNSc (Mal)

OBSTETRICS AND GYNAECOLOGY

DEPARTMENT/UNIT | ACADEMIC STAFF

Head of Department:

Professor Dr Siti Zawiah Omar MBBS (Mal), MMed O&G (Mal)

Tel: 03-7949 2059

Fax: 03-7955 1741

Email: szawiah@ummc.edu.my

Professors:

Professor Dr Imelda Balchin @ Imelda Nasreen Bt Tan Sri Nasruddin MBChB, MRCOG, MFSRH, MSc, MD, CCT O&G

Professor Dr Jaffar Ali M. Abdullah BSc Micro (India), MSc Biochem (India), PhD (Australia)

Professor Dr Jamiyah Hassan MBBS (Mal), MMed O&G (Mal)

Professor Dr Khong Su Yen MBChB (Bristol) MRCOG (UK), FRANZCOG (Aus)

Professor Dr Siti Zawiah Omar MBBS (Mal), MMed O&G (Mal)

Professor Dr Tan Peng Chiong MBBS, MRCOG, CCST O&G (UK)

Professor Dr Woo Yin Ling MBBCh BAO, MRCOG, MA, PhD

Associate Professors:

Dr Aizura Syafinaz Ahmad Adlan MBBS (Mal), MMed O&G (Mal)

Associate Professor Dr Lim Boon Kiong MBBS (Mal), MRCOG (Lond)

Associate Professor Dr N. Vallikkannu Valliyappan MBBS (Madras), MMed O&G (Mal)

Associate Professor Dr Noor Azmi B Mat Adenan MBChB (Glas), MMed O&G (Mal)

Associate Professor Dr Ramesh Kuppusamy MBBS (Madras), Mmed O&G (Mal)

Associate Professor Dr Sofia Sulaiman LRCP & SI, MBBCh, BAO(NUI), MMed O&G (Mal)

Associate Professor Dr Si Lay Khaing MBBS (Ygn), MMed O&G (Mal)

Lecturers:

Dr Ida Lilywaty Md Latar MBBS (Mal), MOG (Mal)

Dr Jerilee Mariam Khong Bt Azhary MBBS (Mal), MRCOG (UK), MMed O&G (Mal)

Dr Mukhri Hamdan MBBS (Mal), MOG (Mal)

Dr Michael Lim Chung Keat MBChB (Dundee), DFRSH (UK), MRCOG (UK)

Dr Nuguelis Razali MBBS (Mal), MMed O&G (Mal)

Dr Nurezwana Bt Elias, MD (UKM), MOG (Mal)

Dr Ng Sau Yee, MBBS (Manipal), MOG (Mal)

Dr Rahmah bt Saaid MBBS (Mal), MMed O&G (Mal)

Dr Syeda Nureena bt Syed Jafer Hussain Zaidi MBChB (Glasgow), MOG (Mal)

Dr Suseela Yelumalai B.Biotech (Mal), MMedSc(Mal), PhD (UK)

OPHTHALMOLOGY

DEPARTMENT/UNIT | ACADEMIC STAFF

Head of Department:

Associate Professor Dr Nurliza binti Khaliddin MBBS (Mal), MOphthal (Mal), FRCS (Edin), MMed (Ophthal)(Sing)

Tel: 03 79492060/79677576

Fax: 03-79494635

Email: nurliza@ummc.edu.my

Professors:

Professor Dr Visvaraja a/l Subrayan MBBS (Mal), FRCS, FRCOphth (UK), AM (Mal)

Associate Professors:

Dr Amir bin Samsudin BSc (St. Andrews MBChB, Manchester), MOphthal (Mal), PhD (UCL)

Associate Professor Dr Angela Loo Voon Pei MBBS (Aust), MRCOphthal, FRCS (Ophth), FCOphthal, FHKAM (Ophthal), AM (Mal)

Associate Professor Dr Chaw May May @ Choo May May MBBS (Mal), MOphthal (Mal), FRCS (Edin), MMed (Ophthal) (Sing)

Associate Professor Dr Mimiwati binti Zahari MBBS (Mal), MOphthal (Mal), FRCS (Edin), MMed (Ophthal)(Sing)

Associate Professor Dr Norlina bt Mohd Ramli MBBS (N.Castle), MRCOphth (Lond), MOphthal (Mal)

Associate Professor Dr Nurliza binti Khaliddin MBBS (Mal), MOphthal (Mal), FRCS (Edin), MMed (Ophthal)(Sing)

Associate Professor Dr Tajunisah Begam Mohamed Iqbal MBBS (Mal), MOphthal (Mal), FRCS (Glasg)

Associate Professor Dr Tengku Ain Fathlun bt Tengku Kamalden MBBS (Mal), MOphthal (Mal), MRCS (Edin)

Senior Lecturers:

Dr Azida Juana bt Wan Ab Kadir MBBS (Mal), MOphthal (Mal)

Lecturers:

Dr Nor Fadhilah Mohamed MBBS (Mal), MOphthtal (Mal)

Dr Fazliana Ismail MBBS (Mal), MOphthtal (Mal)

Dr Sujaya MBBS (India) MOphthtal (Mal)

ORTHOPAEDIC SURGERY

DEPARTMENT/UNIT | ACADEMIC STAFF

Head of Department:

Professor Dr Azlina Amir Abbas MD (MUN) Canada, MS Ortho (Mal), Fellowship in Arthroplasty (Mal), Fellowship in Hip Surgery (Korea), Dip.Adv.Med.Sci (IMU)(Mal), CMIA (NIOSH), AM (Mal)

Tel: 03-7949 2061

Fax: 03-794904642

Email: azlinaamir@ummc.edu.my

Professors:

Professor Dato' Dr Tunku Sara binti Tunku Ahmad Yahaya MBBS (UK), FRCS (UK), FRCS (Glas), AM, DSDK

Professor Dr Azlina Amir Abbas MD (MUN) Canada, Adv. Dip.Med.Sci (IMC)(Mal), MS Ortho (Mal), AM (Mal)

Professor Dr Azhar bin Mahmood @ Mahmood Merican MBBS(S'ton,U.K.), MS(Orth,UM Mal), Dip(London),Ph.D (Imperial Coll London), AM (Mal)

Professor Dr Kwan Mun Keong MBBS (Mal), MS Orth (Mal), AM (Mal)

Professor Dr Saw Aik MBBS (Mal), FRCS (Edin), MMed (NUS)

Professor Dr Tunku Kamarul Zaman bin Tunku Zainol Abidin MD (UKM), Dip. Tis. Bank (NUS), MS Ortho (Mal), AM (Mal), PhD (UK)

Professor Dr Vivek a/l Ajit Singh MBBS (Mal), MS Ortho (Mal), FRCS (Edin), Fellowship Onco (Birmingham)

Associate Professors:

Associate Professor Dr Azura Mansor MBBS (Mal), Dip. Tis. Bank (NUS), CMIA (Niosh), MS Ortho (Mal), Fellowship Ortho Oncology (Rizzoli), AM (Mal)

Associate Professor Dr Chris Chan Yin Wei M.D (Unimas), MS Ortho (Mal)

Associate Professor Dr Mohd Razif b Mohd Ali MBChB BAO (N.U. Irel), LRCP & S (Irel), FRCS (Edin), MSportsMed & Rehab(UM), MSc SportsMed (Dublin), CMIA (NIOSH)

Associate Professor Dr Ng Wuey Min MBBS (Mal), MS Ortho (Mal)

Senior Lecturers:

Dr C. Sankara Kumar MBBS (MAHE, India), MS Orth (Mal), CMIA (Niosh)

Dr Chan Chee Ken MBBS (Mal), MS Orth (Mal)

Dr Chiu Chee Kidd, MBBS (Mal), MS Orth (Mal)

Dr Chong Pan Pan, B.Sc (Hons) Microbiology, M, Sc.(Biochemistry), PhD (Tissue Engineering), Post-doc (Tissue Engineering)

Dr Jayaletchumi A/P Gunasagaran, MBBS (Mal), MS Orth (Mal)

Dr Mohd Zubair Mohd MBChB (Univ. Almustansiriya), MS Orth (Mal), Fellowship in Sport Surgery (Mal)

Dr Mohammed Ziyad AlBaker, MBChB (Al-Mustansuriya Univ), MS Orth (Mal)

Dr Roshan Gunalan MB, BCh, BAO (Ire), MS Orth (Mal), CMIA (Niosh)

Dr Rukmanikanthan a/l Shanmugam MD (USM), MS Orth (Mal), CMIA (Niosh)

Dr Sachin Shivdas, MBBS (Mahe), MS Orth (Mal)

Dr Simmrat Singh MBChB (Ire), BAO, BMedSc, MRCS (Edin), MS Orth (Mal)

Dr Suhaeb Abdul Razzaq MBChB (Univ. of Baghdad), MS Orth (Mal)

Dr Tan Sik Loo, B.Sc (Mal), M.Sc (Mal), PhD (Mal)

Dr Teo Seow Hui MBBS (IMU), MRCS (Ire), MS Ortho (Mal), CMIA (Niosh)

Dr Yohan Khirusman Adnan MBBS (Mal), MS Orth (Mal), CMIA (Niosh)

Dr Nor Faissal Bin Yasin, MBChB(Wales), MS Orth (Mal), Fellowship in Ortho Onco (UM)

OTORHINOLARYNGOLOGY

DEPARTMENT/UNIT | ACADEMIC STAFF

Head of Department:

Associate Professor Dr Mohd Zulkiflee bin Abu Bakar MBBS (Mal), MS ORL (Mal)

Tel: 03-7949 2062

Fax: 03-79556963

Email: abzulkiflee@ummc.edu.my

Professors:

Tan Sri Professor Dr Mohd Amin Jalaludin MBBS (Mal), FRCS (Edin), FAMM, SMS, DPMP

Professor Dr Prepageran Narayanan MBBS (Mal), USMLE (US), FRCS (Edin), ORL-HNS, FRCS (Glasg), MS (ORL) FAAOHNS (USA), Fellowship in Neurotology/Otology (Toronto, Canada) AM (Mal)

Professor Dr Raman Rajagopalan MBBS (Madras), DLO (Madras), MS (Madras)

Associate Professors:

Associate Professor Dr Mohd Zulkiflee bin Abu Bakar MBBS (Mal), MS ORL (Mal)

Associate Professor Dr Tengku Ahmad Shahrizal Tengku Omar MBChB (Sheffield), MS ORL (Mal)

Senior Lecturers:

Dr Chong Aun Wee MBBS (Mangalore), MS ORL (Mal)

Lecturers:

Dr Sarmad A. Abdulsattar Al-Azzawi MBChB (Iraq), MS ORL (Mal)

Dr Sia Kian Joo MBBS (Mal), MS ORL (Mal)

PAEDIATRICS

DEPARTMENT/UNIT | ACADEMIC STAFF

Head of Department:

Associate Professor Dr Muhammad Yazid bin Jalaludin MBBS (Mal), MPaed (Mal)

Tel: 03-7949 2425

Fax: 03-7949 4704

Email: yazidjal@um.edu.my / yazidj@ummc.edu.my

Professors:

Professor Dato' Dr Christopher Boey Chiong Meng MBBS (Lond), FAMM, DCH, MRCP (UK), MD, PhD, FRCPCH, FRCP (Glasg)

Professor Datin Dr Lucy Lum Chai See MBBS (Mal), MRCP (UK)

Professor Dr Asma Omar MBBS (Mal), MMed(Sing), MRCP (UK), FRCP (Glasgow)

Professor Dr Hany Mohd Ariffin MBBS (Mal), MRCP (UK), MPaed (Mal), PhD (Mal)

Professor Dr Koh Mia Tuang MBBS (Mal), MRCP (UK), FRCP (Edin), FRCPCH

Professor Dr Lee Way Seah MBBS (Mal), MRCP (UK), FRCP (Edin), FRCPCH, AM, MD (Mal)

Professor Dr Thong Meow Keong MBBS (Mal), M.Paed (Mal), FHGSA (Clinical Genetics), MD (Mal), FAMM

Associate Professors:

Associate Professor Dr Muhammad Yazid bin Jalaludin MBBS (Mal), MPaed (Mal)

Associate Professor Dr Anna Marie a/p Nathan MBCh (Sing), MRCPCH (UK)

Associate Professor Dr Fong Choong Yi B.Meds, BmBS (MOH), PGDiP, FRCPCH

Associate Professor Dr Jessie Anne De Bruyne MBChB (Sheff), MRCP (UK), FRCP (Edin)

Associate Professor Dr Mary Joseph Marret MBBS (Sing), MRCP (UK), MMed (Sing)

Associate Professor Dr Surendran a/l Thavagnanam, MB CUB BAO, MRCPCH (UK), MD

Associate Professor Dr Lim Zek Sen MBBS (Mal), MRCP (UK)

Associate Professor Dr Gan Chin Seng MBBS (MAHE, India), MPaed (Mal)

Senior Lecturers :

Dr Ang Hak Lee MD (UKM), MPaed (Mal)

Dr Azanna bt Ahmad Kamar MBBS (Mal), MRCPCH (UK)

Dr Azriyanti bt Anuar Zaini MBBS (Mal), MPaed (Mal)

Dr Choo Yao Mun MBBS (Hons) (Monash), MRCPCH (UK)

Dr Chuah Soo Ling MD (UPM), MRCPH (UK)

Dr Eg Kah Peng, MBBS (Mal)

Dr Farah Khalid MBBS (IMU), MPaed (Mal)

Dr Foo Jen Chun MBBS (Mal)

Dr Karmila bt Abu Bakar MBBS, MPaed (Mal)

Dr Ng Ruey Terng MD (U Putra), MPaed (UM)

Dr Norazah bt. Zahari MBBS (Queensland), MPaed (Mal)

Dr Nurshadia bt Samingan MBChB, MPaed (Mal)

Dr Premala a/p Muthukumarasamy MRCPCH, MBBS

Dr Revathi a/p Rajagopal MD (USM), MPaed (Mal)

Dr See Beng Teong MBBS (Mal), MRCPCK (UK)

Dr Subhashini a/p Jayanath MBBS (UPM), MPaed (Mal)

Dr Tan Siew Cheng MBBS (Mal), MRCP (UK), MRCPCH (UK)

Dr Tay Chee Geap MBBS (Mal), MPaeds (Mal)

Dr Vida Jawin MD (Ind), MPaed (Mal), MRCPCH (UK)

Dr Yap Tsio Yi MDCM (Canada), FAAP (USA)

Trainee Lecturer:

Dr Khoo Wee Vien MBBS (UK)

Dr Nur Amanda binti Zainal Abidin BSc MedSc (Notth), MBChB Bao (Ire)

Dr Wan Hanaa Mardiah binti Wan Zainuddin MBBS (Lond)

PARASITOLOGY

DEPARTMENT/UNIT | ACADEMIC STAFF

Head of Department:

Professor Dr Suresh Kumar a/l Govind BSc (N.Carolina), DAP&E (Mal), MSc (Mal), PhD (Sing),
CBiol, MBiol, FMSA
Tel : 03- 7967 4746
Fax : 03- 7967 4754
Email : suresh@ummc.edu.my

Professors:

Professor Dr Fong Mun Yik BSc (Mal), MSc (Mal), PhD (Mal)
Professor Datin Dr. Indra Vythilingam BSc (India), MSc (NZ), PhD (Mal)
Professor Dr Rohela Mahmud MBBS (Mal), MPH&TM (Tulane)
Professor Dr Suresh Kumar a/l Govind BSc (N.Carolina), DAP&E (Mal), MSc (Mal), PhD (Sing),
CBiol, MBiol, FMSA
Professor Dr Yvonne Lim Ai Lian BSc (UKM), PhD (UKM)

Associate Professors:

Associate Professor Dr Init a/p Ithoi BSc (Mal), MSc (Mal), PhD (Mal)
Associate Professor Dr Lau Yee Ling BSc (Mal), MSc (Mal), PhD (Mal)
Associate Professor Dr Zurainee Mohamed Nor BSc (Mal), PhD (Strath)

Senior Lecturers:

Dr Amirah Amir MBBS (Mal)
Dr Chong Fei Wen Biomed Sc (Mal) Phd (Mal)
Dr Noraishah Mydin Hj. Abdul Aziz, BSc (UKM), MSc (UKM), PhD (Lond)
Dr Romano Ngui, MSc (Mal), PhD (Mal)
Dr Tan Tian Chye, BSc BioMed (Mal), MSc (Mal), PhD (Mal)
Dr Wan Yusoff Wan Sulaiman BSc (Mal), MSc (Liv), PhD (Keele)

PATHOLOGY

DEPARTMENT/UNIT | ACADEMIC STAFF

Head of Department:

Associate Professor Dr Nazarina Abdul Rahman MBBS (Mal), MPath (Mal)

Tel: 03-7949 2064

Fax: 03-79556845

Email: nazarina@ummc.edu.my

Professors:

Professor Dr Cheah Phaik Leng MBBS (Mal), MPath (Mal), FRCPath, MIAC, MD, FAMM, FASc (Mal)

Professor Dr Jayalakshmi Pailoor MBBS (Mys), MPath (Mal), FRCPath (Lond)

Professor Datuk Dr Looi Lai Meng MBBS (Sing), MPath (Mal), FRCPath, MIAC, FRCPA, MD (Mal), FASc (M'sia)
FAMM

Professor Dr Mustafa Ali Mohd BSc (Mal), MPhil (Mal), PhD (Mal)

Professor Dr Nicholas Jackson MBBS (Lond), MRCP, FRCPath, MD (Lond)

Professor Dr Wong Kum Thong MBBS (Mal), MPath (Mal), FRCPath

Associate Professors:

Associate Professor Dr Mun Kein Seong @ Man Kein Seong MBBS (Mal), MPath (Mal)

Associate Professor Dr N. Veera Sekaran a/l V Nadarajah MBBS (Mal), MPath (Mal), DipRCPath

Associate Professor Dr Nazarina Abdul Rahman MBBS (Mal), MPath (Mal)

Associate Professor Dr Pavai Sthaneshwar MBBS (Madras), MD

Associate Professor Dr T Malathi a/p Thevarajah MBBS (Madras), MPath (Mal)

Lecturers:

Dr Chew Man Fong MBBS (Melbourne), MPath (Mal)

Dr Chow Tak Kuan MBChBao (Dublin), MPath (Mal), AMM

Dr Diana Ong Bee Lan MBChBao (Dublin), MPath (Mal)

Dr Farhi Ain binti Jamaluddin MBChB (Liverpool), MPath (Mal)

Dr Hemalatha a/p Shanmugam MBChB (Sheffield), MPath (Mal)

Dr Manimalar Selvi Naicker MBBS (Madras), MPath (Mal)

Dr Patricia Ann Chandran MBBS (Mal), MPath (Mal)

Dr Prashant N Samberkar MBBS (Mumbai), MD (Mumbai)

Dr Teoh Kean Hooi MBChB (Ire), MPath (Mal)

Dr Toh Yen Fa MD (USM), MPath (Mal)

PHARMACOLOGY

DEPARTMENT/UNIT | ACADEMIC STAFF

Head of Department :

Associate Professor Dr Zamri Chik BSc (Mal), MPhil (Mal), PhD (Lond)

Tel: 03-7967 4702

Fax: 03-79674791

Email: zamrichik@ummc.edu.my | zamrichik@um.edu.my

Professors:

Professor Datin Dr Zahurin Mohamed BSc (Hons)(Dund), PhD (Dund) - Contract

Professor Dr Mohd Rais bin Mustafa BSc (Wales), PhD (Wales)

Professor Dr Nor Azizan Abdullah BSc (Aston), PhD (Lond)

Professor Dr Sim Si Mui BSc (Liv), PhD (Liv)

Associate Professors:

Associate Professor Dr Ivy Chung PhD, B.Eng, Ass. Eng - Contract

Associate Professor Dr Kiew Lik Voon B. BiomedSc (Hons)(Mal), MSc (Pharm)(USM), PhD (Mal)

Associate Professor Dr Wong Pooi Fong B. BiomedSc (Hons), DipTropMed (Nagasaki), MMedSc (Mal), PhD (Mal)

Associate Professor Dr Vijayapandi Pandey M.Pharm, PhD (India) – Contract

Associate Professor Dr Zamri Chik BSc (Mal), MPhil (Mal), PhD (Lond)

Senior Lecturers:

Dr Ajantha Sinniah B.Biomed Sc, Msc (Mal, PhD (Lond) - Contract

Dr Dharmani Devi a/p Murugan B.Biomed Sc (Mal), PhD (Mal)

Dr Elsa Haniffah Mejia Mohamed MD (USM)

Dr Eng Hooi Sian BMedSc (Hons) (Mal), MMedSc (Mal), PhD (Australia)

Dr Nur Lisa binti Zaharan BMedSc (Hons) (Ire), MB BCh BAO (Ire), PhD (Ire)

Dr Shamsul Mohd Zain B.Biomed Sc (Mal, MSc (Mal), PhD (Lond) - Contract

Dr Tan Choo Hock MBBS (Mal), PhD (Mal)

Dr Zahidatul Aini binti Ibrahim BSc (Australia) PhD (Australia)

Visiting Professor/Associate Professor/Lecturer:

Associate Professor Dr Mohammed Abdullah Mahdi Alshawsh B.Medical Laboratories (Yemen), MSc (Yemen), PhD (Mal)

PHARMACY

DEPARTMENT/UNIT | ACADEMIC STAFF

Head of Department:

Professor Datin Dr Zoriah Aziz BPharm (Hons) (USM), MSc (USM), PhD (Aston)
M App Stats (Mal)
Tel: 03-7967 4909/4959
Fax: 03-7967 4964
Email: zoriah@ummc.edu.my

Professors:

Dr Chung Lip Yong BPharm (Bath), MSc (Wales), PhD (Wales)
Professor Datin Dr Zoriah Aziz BPharm (Hons) (USM), MSc (USM), PhD (Aston) M App Stats (Mal) Professor

Associate Professors:

Associate Professor Dr Mohamed Ibrahim bin Noordin BPharm (Hons) (USM), MSc (Brad), PhD (Mal)
Associate Professor Dr Michael James Christopher Buckle BA, PhD (Camb)
Associate Professor Dr Najihah Mohd Hashim BPharm (USM), MSc (UPM), PhD (UPM)
Associate Professor Dr Rozana Othman BSc (Hons), MSc (Mal), PhD (Mal)

Lecturers:

Dr Fatiha Hana Shabaruddin BPharm (Hons)(Mal), PhD (Man.UK)
Dr Hasniza Zaman Huri BPharm (Hons)(Mal), Master of Clinical Pharmacy (UKM), PhD (UKM)
Dr Leong Kok Hoong BSc (Campbell Univ USA), Master, PhD (Mal)
Dr Lee Hong Gee BPharm (Curtin), MPharm (USM)
Mrs Noorasyikin Shamsuddin BPharm (Hons) (Mal), MPharm (Mal)
Dr Nur Akmarina Mohd Said BPharm (Hons)(Mal), MSc (Monash Univ. Aust)
Dr Reena a/p Rajasuriar BPharm (Hons) (Mal), MPharm (Mal)
Drs Riyanto Teguh Widodo B.Pharm (Bandung), MSc (Bandung), MPharm Tech. (Bandung), Drs.Pharm
Aphotecari (Bandung)
Dr Shaik Nyamatulla MPharm, PhD (Audhra Universiti, India)
Mrs Syireen Alwi BSc (Hons) Pharm (Liverpool), MPharm (Clin.Pharm)(USM)
Dr. Heh Choon Han BPharm (USM), MSc (USM), PhD (UM)
Dr. Amira Hajirah Abd Jamil BPharm (Hons) (IIUM), PhD (Oxford)
Dr Wong Yuen Fei BPharm (USM), PhD (Lond)

PHYSIOLOGY

DEPARTMENT/UNIT | ACADEMIC STAFF

Head of Department:

Professor Dr Ruby Husain BSc (Sheff), PhD (Sheff)

Tel: 03-7967 4907

Fax: 03-79674775

Email: ruby@um.edu.my

Professors:

Professor Dr Ruby Husain BSc (Sheff), PhD (Sheff)

Professor Dr Cheah Swee Hung BA (Oregon), MSc (Ill), PhD (Ill)

Professor Dr Cheng Hwee Ming BSc (Liv), PhD (Liv)

Associate Professors:

Associate Professor Dr Kim Kah Hwi BSc (UKM), MSc (USM), PhD (Gifu)

Associate Professor Dr Naguib b Salleh MBBS (Mal), PhD (Lond)

Senior Lecturers:

Dr Raja Elina Afzan bt Raja Ahmad MBChB (Otago), MMedSc (Mal), PhD (Liv)

Dr Felicita Gedelis a/p Jusof BMedSc (Mal), PhD (Syd)

Dr Giribabu Nelli BSc (Ind) MSc (Ind), PhD (Ind)

Dr Hoe See Ziau BSc (Mal), MSc (Mal), PhD (Mal)

Dr Hong Yet Hoi MBBS (Mal), MMedSc (Mal)

Dr Kumar Seluakumaran MBBS (Mal), PhD (W. Aust)

Dr Kyaimon Myint Dip. M.Edu (Ygn), MBBS (Ygn), MMedSc (Ygn)

Training Lecturer:

Dr Maziah Mat Rosly MBBS (Mal)

PRIMARY CARE MEDICINE

DEPARTMENT/UNIT | ACADEMIC STAFF

Head of Department:

Associate Professor Dr Nik Sherina Haidi Hanafi MBBS (Mal), MMed (Fam.Med), PhD (UK)

Tel: 03-7949 2306

Fax: 03-7957 7941

Email: niksherina@um.edu.my / sherina@ummc.edu.my

Professors:

Professor Datin Dr Chia Yook Chin MBBS (Mal), LRCP (Lond), MRCS (Lond), FRCP (Lond), FAFP (Hon)

Professor Dr Christina Tan Phoay Lay MBBS (Lond), FRCGP (UK), DRCOG (UK), AM

Professor Dr Khoo Ee Ming MBBS (Lond), MRCGP (UK), FAMM, FAFP (Hon)

Professor Dr Ng Chirk Jenn MBBS (Sing), MMed (Sing)

Associate Professors:

Associate Professor Dr Liew Su May MBBS (Mal), MMed (Fam Med)

Associate Professor Dr Nik Sherina Haidi Hanafi MBBS (Mal), MMed (Fam.Med), PhD (UK)

Associate Professor Dr Noor Zurani Mohd Haris Robson MBBS (Mal), MMed (Fam.Med), PhD (Addiction)

Associate Professor Dr Sajaratulnisah Othman MBBS (Mal), MMed (Fam.Med), PhD (Monash)

Senior Lecturers:

Dr Adina Abdullah BMed Sci (Hons), BMBS (Notts), MMed (Fam Med)

Dr Ahmad Ihsan Abu Bakar MBBS (Mal), MMed (Fam.Med)

Dr Alison Ashe Jackson BA (Cambridge), MBBS (Lond), MA (Cambridge) DRCOG (Lond), MRCGP, MD (Lond)

Dr Fadzilah Hanum binti Mohd Mydin MBBS (Mal), MMed (Fam.Med)

Dr Haireen binti Abdul Hadi MBBCh (NUI), BAO (NUI), MMed (Fam.Med)

Dr Julia Suhaimi MBBS (Mal), MMed (Fam.Med)

Dr Lee Yew Kong MD (UKM)

Dr Lai Siew Mei Pauline B.Pharm (Melb), PhD (Mal)

Dr Mohazmi Mohamed MBBS (Mal), MMed (Fam Med)

Dr Norita Hussein MBBS (Mal), MMed (Fam.Med)

Dr Nurdiana binti Abdullah MBBS (Mal), MMed (Fam.Med)

Dr Nur Amani @ Natasha Ahmad Tajuddin MBBS (Mal), Mmed (Fam.Med)

Dr Siti Nurkamilla Ramdzan MBBS (Mal), MMed (Fam.Med)

Dr Tun Firzara binti Abdul Malik MBBS (Aus), MMed (Fam.Med)

PSYCHOLOGICAL MEDICINE

DEPARTMENT/UNIT | ACADEMIC STAFF

Head of Department:

Professor Dr Nor Zuraida Zainal MBCh BAO (Ire), MPM (Mal), MPhil (Cambs)

Tel: 03-7949 2068

Fax: 03-79556477

Email: zuraida@ummc.edu.my

Professors:

Professor Dr Ahmad Hatim Sulaiman MBBS (Mal), MPM (Mal), PhD (Mal)

Professor Dr Nor Zuraida Zainal MBCh BAO (Ire), MPM (Mal), MPhil (Cambs)

Associate Professors:

Associate Professor Dr Aili Hanim Hashim MBBS (Mal), MPM (Mal)

Associate Professor Dr Amer Siddiq bin Amer Nordin MBChB (Otago), MPM (Mal)

Associate Professor Dr Jesjeet Singh Gill MBBS (Mal), MPM (Mal)

Associate Professor Dr Koh Ong Hui MBBS (Manipal, India), MPM (Mal)

Associate Professor Dr Ng Chong Guan MBBS (Mal), MPM (Mal), MSc (Utrecht University, the Netherlands), PhD (Utrecht University, the Netherlands)

Associate Professor Dr Muhammad Muhsin bin Ahmad Zahari MBCh BAO (Ire), MPM (Mal)

Associate Professor Datin Dr Sharmilla Kanagasundram MBBS (Manipal, India), MPM (Mal)

Associate Professor Dr Yee Hway Ann @ Anne Yee MBBS (Mal), MPM (Mal)

Senior Lecturers:

Dr Aida Sharinaz binti Ahmad Adlan MBBS (Mal)

Dr Amarpreet Kaur MBCh (Wales, UK), MRCPsych (UK), Dip Med Sci in Clinical Psychiatry (UK), Dip in Clinical Hypnosis (D.Hyp)

Dr Manveen Kaur a/p Harbajan Singh MBBS (Mal), MPM (Mal)

Dr Rusdi bin Abd Rashid MBBS (Mal) MPM (Mal)

Dr Zuraida Ahmad Sabki MD (Mal), MPM (Mal)

REHABILITATION MEDICINE

DEPARTMENT/UNIT | ACADEMIC STAFF

Head of Department:

Professor Dr Lydia Abdul Latif MBBS (Mal), MRehabMed (Mal), CIMA (Mal) Fellow in Neuromodulation (Harvard), Grad Cert Med Acu (Harvard), Dip in Clin Research (Harvard)

Tel: 03-7949 2972/3120

Fax: 03-7968 4766

Email: lydia@ummc.edu.my

Professor:

Professor Dr Lydia Abdul Latif MBBS (Mal), MRehabMed (Mal), CIMA (Mal) Fellow in Neuromodulation (Harvard), Grad Cert Med Acu (Harvard), Dip in Clin Research (Harvard)

Associate Professors:

Associate Professor Dr Julia Patrick Engkasan MBBS (Mal), MRehabMed (Mal)

Associate Professor Dr Loh Siew Yim BSc in Applied Rehab (UK), MSc in Medical Edu (UK), MCounselling (Mal), PhD (Aust)

Associate Professor Dr Mazlina Mazlan MBBS (Mal), MRehabMed (Mal)

Associate Professor Dr Nazirah Hasnan MBBS (Mal), MRehabMed (Mal), CIME (USA)

Senior Lecturers:

Dr Aishah Ahmad Fauzi MBBS (Mal), MRehabMed (Mal)

Dr Anwar Suhaimi MBBS (Mal), MRehabMed (Mal)

Dr Chung Tze Yang MBBS (Mal), MRehabMed (Mal)

Dr Norhamizan Hamzah MBCUB (UK) MRehabMed (Mal)

Dr Sadeeq Ali PhD (Mal)

Trainee Lecturer

Dr Sakinah binti Sabirin MBBS (Ire)

SOCIAL & PREVENTIVE MEDICINE

DEPARTMENT/UNIT | ACADEMIC STAFF

Head of Department:

Associate Professor Dr Sanjay Rampal MBBS (Banglore), MPH (Harvard) PhD (Johns Hopkins), FAMM, CPH (US NBPHE)

Tel: 03-7967 4756

Fax: 03-7967 4975

Email: srampal@ummc.edu.my

Professors:

Professor Dr [Awang Bulgiba Awang Mahmud](#) MBBS (Mal), MPH (Mal), MAppStats (Mal), PhD (East Anglia) FFPH, FPHMM, FAMM, FASc

Professor Dr Maznah Dahlui MD (Mal), MPH (Mal), PhD (Mal), FPH (Royal College of Physicians, UK)

Associate Professors:

Associate Professor Dr Sanjay Rampal MBBS (Banglore), MPH (Harvard) PhD (Johns Hopkins), AMM, CPH (US NBPHE)

Associate Professor Dr Claire Choo Wan Yuen BSc (Hons) (Mal), MMedScPH (Mal), MAppStats (Mal), PhD (Aus)

Associate Professor Dr [Farizah bt Mohd Hairi](#) MBBS (Mal), MSc (Wales), MPH (Mal), MPH (Health Services Mgt) (Mal), DSc (Public Health) (NL)

Associate Professor Dr [Hazreen bin Abdul Majid](#) BSc (Hons), Dietetics (UKM), MSc (Nutrition&Dietetics), Deakin (Melb), PhD (Lond)

Associate Professor Dr Mas Ayu Said MBBS (Mal), MPH (Mal), MPH (Epid) (Mal), PhD (Mal)

Associate Professor Dr Moy Foong Ming BSc (Hons) Dietetics (UKM), MSc (Nutrition) (UKM), MMedScPH (Mal), PhD (Mal)

Associate Professor Dr Ng Chiu Wan MBBS (Spore), MPH (Mal), MPH (Health Services Mgt.) (Mal), PhD (Mal)

Associate Professor Dr Nirmala Bhoo Pathy MBBS (Mal), MPH (Hons)(Mal), MSc Clinical Epid (Hons) (Utrecht Univ.), PhD (Utrecht Univ.)

Associate Professor Dr Noran Naqiah Hairi MBBS (Mal), MPH (Mal), MPH (Epid) (Mal), PhD (Sydney) FPH (Royal College of Physicians, UK)

Associate Professor Dr Tin Tin Su MBBS (Yangoon), MSc. CHHM (Heidelberg), Dr Med (Heidelberg)

Associate Professor Dr Wong Li Ping BSc, (Hons)(UPM), MMedSc (UKM), PhD (Mal)

Associate Professor Dr Victor Hoe Chee Wai Abdullah MBBS (Mangalore), MPH (Mal), MPH (OH) (Mal), Meng (Safety, Health & Env) (Mal), PhD (Monash)

Senior Lecturers:

Dr Abqariyah binti Yahya BSc (Hons) Stast. (UKM), MSc Stast. (UKM), PhD (MedSc) (Karolinska)

Dr Marzuki bin Isahak MBBS (Mal), MPH (Mal), DrPH (Mal)

Dr Maslinor Ismail MD (UKM), MPH (Mal), MPH (Family Health)(Mal)

Dr Nasrin Agha Mohammadi BSc. (Environmental Health Engineering) (Tehran), MSc (Civil Engineering) (USM), PhD (Mal)

Dr Nik Daliana binti Nik Farid MBBS (Aust), MPH (Mal), DrPH (Mal)

Dr Rafdzah binti Ahmad Zaki MBChB (Liverpool), MPH (Mal), DrPH (Mal)

Dr Lim Sin How BSc. Biochemistry (NUSI), MSc. Health Care Administration (Connecticut), PhD (Pennsylvania)

SURGERY

DEPARTMENT/UNIT | ACADEMIC STAFF

Head of Department:

Professor Dr Azad Hassan bin Abdul Razack MBBS (Mal), FRCS (Edin)

Tel: 03-7949 2441 / 2070

Fax: 03-7958 6360

Email: azad@ummc.edu.my | kj_sur@ummc.edu.my

General Surgery:

Professor Dr April Camilla Roslani MBCh (Wales), MRCS (Edin), MS (Mal)

Professor Dr Nur Aishah binti Mohd Taib MBBS (Mal), MRCS (Edin), MS (Mal)

Associate Professor Dr [Ng Khoon Leong](#) MBBS, FRCS (Edin), FRCS (Glasg) – *Sabatical leave*

Associate Professor Dr Yoong Boon Koon BSc (Med), MBBS (UNSW), MRCSEd, MS (Mal)

Dr Ahmad Rafizi Hariz bin Ramli MBBS (Mal), MS (Mal) – *study leave*

Dr Koh Peng Soon MS (Mal)

Dr Lau Peng Choong MBBS (Mal), MS (Mal)

Dr Suniza binti Jamaris MBBS (Mal), MS (Mal)

Dr Nora binti Abdul Aziz MS BCHBAD (NUIUCD), MS (Mal)

Dr See Mee Hong B.Med (UPM), MD (UPM), MS (Mal)

Dr Koong Jun Kit MBBS (IMU) MRCS (Ire) MS (Mal)

Dr Poh Keat Seong BSc (MedSci) (Hons) MD (UPM) MRCSEd(UK) MS(UKM)

Dr Hoh Siew Yep MBBS (Mal) MS (Mal)

Dr Chong Shun Siang MBBS (Mal) MS (Mal)

Dr Mohammad Rezal bin Abdul Aziz MBBS (Ireland), MRCS (Ire)

Cardiothoracic Surgery:

Professor Dr. Raja Amin bin Raja Mokhtar MBBS (Mal), MS (Mal), FRCS (Edin)

Associate Professor Dr Shahrul Amry bin Hashim MBChB (UK), MRCS (Edin), FRACS (Edin)

Dr Sivakumar a/l Krishanasamy MBBS (Mal), MRCS (Edin), MS (Mal) – *study leave*

Dr Cheng Keng Peng (Kenny) MBBS (Mal), MS (Mal)

Paediatric Surgery:

Professor C R Thambidorai MBBS, MS (Gen Surg), FRCS (Edin), FRACS (Paed Surg), MNAMS (Gen Surg)

Associate Professor Dr Yik Yee Ian MBBS (Mal), MS (Mal), MRCSEd, PhD (Melb)

Dr Srihari Singaravel MBBS (Chennai India), MS (Pediatric Surgery) (Mal)

Dr Ganesh a/l P.Vythingam (MAHE), MS (Pediatric Surgery) (Mal), MRCS (Ireland)

Urology:

Professor Dr Azad Hassan bin Abdul Razack MBBS (Mal), FRCS (Edin)

Associate Professor Dr Ong Teng Aik MBBS (Mal), MS (Mal), FRCS (UK), FEBU (European), FRCSI (Ireland)

Dr Khaidhir bin Haji Abu Bakar MBBS (Queensland), MS (Mal)

Dr Ng Keng Lim MBBS (Aus), MSurg (Mal)

Dr Shanggar a/l Kuppusamy MBBS (MAHE), MS (Mal)

Dr Siti Nur Masyithah binti Ma'arof MBBS (Mal), Ms (Mal), Master of Clinical (Equal to PhD)

Dr Sivaprakasam a/l Sivalingam MS (Mal), MRCS (Edin)

Dr Ahmad Nazran bin Fadzil MBChB (Leic), MS (Mal)

Plastic Surgery:

Associate Professor Dr Alizan bin Abdul Khalil MBB (Mal) MS (Mal), PhD (Plastic Surgery)(Aust)

Dr Kong Chee Kwan MD (UNIMAS), MS (Mal)
Dr Muhammad Ridwan Mirza Asfian MBBS (Mal), MS (Mal)

321

Neurosurgery:

Professor Dr Vickneswaran a/l Mathaneswaran MBBS (Hons)(Mal), FRCS (Edin), Japanese Council for Medical Training (Japan), FRCS(Edin)(Neurosurgery)

Professor Dr Dharmendra a/l Ganesan MBBS (Mal), MS (Mal) FRCS (Edin), FRCS (Ire)

Associate Professor Dato' Dr Hari Chandran a/l Thambinayagam MBBS (Chennai, India), FRCS (Edin)

Associate Professor Dr Kamal Azrin bin Abdullah @ Kalai Arasu MBBS (Mal), MS (Mal), Dphil (Oxon)

Associate Professor Dr N V V E Vairavan MD (UKM), MS (UKM), FRCS Edin (Neuro Surg)

Associate Professor Dr Sia Sheau Fung MD (UKM), MS (Mal), MRCS, AFRCS (Ire), PhD (Aust)

Dr Nor Faizal bin Ahmad Bahuri MBBS (Mal), MS (Mal), Dphil (Oxon)

Dr Ravindran A/L Karuppiyah MBBS (Thanjavur), MRCS(Edin),MS (Mal)- study leave

Dr Aditya Tri Hernowo M.D, PhD

Trainee Lecturers (SLAI):

Dr Wong Lai Fen MB BCH BAO (Ire)

CLINICAL ONCOLOGY

DEPARTMENT/UNIT | ACADEMIC STAFF

Head of Unit:

Dr Rozita binti Abdul Malik MBBS (Mal), Mco (Mal)

Tel: 03-7949 2183

Fax: 03-7956 3072

Email: rozita_abdulmalik@um.edu.my | rozita@ummc.edu.my

Professor:

Professor Datin Dr Anita Zarina binti Bustam MBBCh (UK), FRCR (UK)

Associate Professors:

Associate Professor Dr Ho Gwo Fuang MBChB, BSc, MRCP (UK), FRCR (UK)

Associate Professor Dr Marniza binti Saad MBBCh (UK), MRCP Part I (UK), FRCR (UK)

Lecturers:

Dr Rozita binti Abdul Malik MBBS (Mal), Mco (Mal)

Dr Wan Zamaniah binti Wan Ishak MBBS (Mal), Mco (Mal)

Dr Adlinda binti Alip MD(UK), FRCR (UK)

Dr Ung Ngie Min BEng (Mal), MSc (Mal), PhD (Aust)

Dr Jasmin Loh Tei Yui

MEDICAL EDUCATION & RESEARCH DEVELOPMENT UNIT (MERDU)

DEPARTMENT/UNIT | ACADEMIC STAFF

Head of Unit:

Professor Dr Jamunarani A/P S Vadivelu PhD (Lond), MSc (UK), BSc Hons. (UK)

Tel: 03-7967 5738

Fax: 03-7967 5769

Email: jamuna@ummc.edu.my

Professors:

Professor Dr Kulenthiran S/O Arumugam MD (UM), PhD (UM), FRCP (UK), MRCOG (Lond), MBBS (S'pore), LLB Hons. (Lond), Cert Edu (AMEE)

Professor Dr Jamunarani A/P S Vadivelu PhD (Lond), MSc (UK), BSc Hons. (UK)

Associate Professors:

Associate Professor Dr Vinod Pallath PhD (India), MSc (India), BSc (India)

Senior Lecturers:

Dr Sim Joong Hiong PhD (UM), MEd (UM), LLB Hons. (UK), BScEd (Hons) (USM)

Dr Foong Chan Choong PhD (Mal), BSc.Ed (Hons) (Mal)

Trainee Lecturers (SLAI):

Hong Wei-Han MEd (UM), BScEd (Hons) (UTM)

SPORTS MEDICINE

DEPARTMENT/UNIT | ACADEMIC STAFF

Head of Unit:

Associate Professor Dr Mohd. Nahar Azmi bin Mohamed MD (Universitas Padjadjaran Indonesia), MSpMed (Mal)

Tel: 03-7967 4968

Fax: 03-79677511

Email: nahar@ummc.edu.my

Associate Professors:

Associate Professor Dr Abdul Halim bin Mokhtar MD (UKM), MSpMed (Mal)

Associate Professor Dr Mohd. Nahar Azmi bin Mohamed MD (Universitas Padjadjaran Indonesia), MSpMed (Mal)

Associate Professor Dr Mohamed Razif bin Mohamed Ali MBCh (Ire), FRCS (Edin), MSc (Sport Med) (Dublin), MSports Med & Rehab (Mal), CMIA

Associate Professor Dr Mohamad Shariff bin A Hamid MBBS (Adel), MSpMed (Mal)

Senior Lecturers:

Dr Goh Siew Li MD (USM), MSpMed (Mal)

Dr Samihah binti Abdul Karim MD (UPM), MSpMed (Mal)

Dr Zulkarnain bin Jaafar MD (USM), MSpMed (Mal)

TRAUMA & EMERGENCY

DEPARTMENT/UNIT | ACADEMIC STAFF

Head of Unit:

Professor Dr Rashidi Ahmad MBBS (Mal), Mmed (Emergency Medicine) (Mal)

Tel: 03-7949 4198

Fax: 03- 7949 4179

Email: rashidi@ummc.edu.my

Professor:

Professor Dr Rashidi Ahmad MBBS (Mal), Mmed (Emergency Medicine) (Mal)

Associate Professors:

Associate Professor Dr Mohd Idzwan bin Zakaria MBBS (Mal), Mmed (Emergency Medicine) (Mal)

Associate Professor Dr Rishya a/l Manikam MBBS (Mal), Mmed (Emergency Medicine) (Mal)

Senior Lecturers:

Dr Abdul Muhaimin Noor Azhar, MBBS (Wales, UK), MMed Emerg Med (UM)

Dr Aidawati Bustam @ Mainudin MA, MB BChir (Cambridge), MRCP (UK), MMed Emerg Med (UM)

Lecturers:

Dr Ahmad Zulkarnain Ahmed Zahedi, MBBS (Mal), MMed Emerg Med (UM)

Dr Khadijah Poh Yuen Yoong, MBBS (Mal), MMed Emerg Med (UM)

Dr Mohd Zahir Amin Mohd Nazri MBBS (Mal), MMed Emerg Med (UM)

Trainee Lecturers:

Mohd Hafyuzuddin bin Md Yusuf MB Bch BAO (Ireland)

Mohammad Aizuddin Azizah Ariffin MBBS (Otago, New Zealand)

HISTORY OF THE FACULTY OF MEDICINE



The University of Malaya was established on 8 October 1949 as a national institution to serve the higher educational needs of the Federation of Malaya and of Singapore. In 1960, the Government of the Federation of Malaya indicated that the Kuala Lumpur Division of the University of Malaya should become the national University in the Federation with effect from the beginning session 1962/63. Likewise, the Singapore Division should become the national University of Singapore. Steps to achieve the establishment of these two separate universities were finalized during the year 1961 and the University of Malaya was established on 1st January 1962. The student population at that time was about 330. Since then, the University has grown and developed rapidly. Today, the student population has grown to almost 30,000.

Establishment of the Faculty of Medicine at the University of Malaya

Up to the 1950's, the Faculty of Medicine, University of Singapore, which was known previously as King Edward VII College of Medicine had been the only medical school in Malaya and Singapore. The output of doctors at that time was small: 60 per year. Many Malaysians had to go overseas to seek undergraduate medical education. It was not until 1960 that a determined effort was made to double the intake of students to 120 per year in Singapore. In 1960, a board of studies of the University of Malaya was appointed to study the feasibility of establishing a medical school with its own teaching hospital. The board recommended the early establishment of both.

To this end, the Government agreed and the Ministries of Education and of Health provided the necessary capital funds. In 1962, a Dean for the Faculty of Medicine was appointed.



FIRST BATCH- 1969

The first batch of medical students was admitted to the Faculty in 1964. A year earlier, these students, 40 of them, were placed in the Faculty of Science as pre-medical students. Construction of the faculty building began in July 1963, was completed in 10 months, so that the pioneer students were able to begin their course in May 1964. The building programme continued and the second phase was ready in time for Year II teaching the following May. Throughout this period, planning, building, ordering and receiving of equipment, recruitment of staff, organization of the Faculty, and discussions on the curriculum continued unremittingly. Phase I of the University Malaya Medical Centre consisting of the main block together with podium or “technical box” (operating theatres, radio-diagnostic, accident and emergency, polyclinic, pharmacy, central sterile supply, cafeteria, administration and medical records) was completed in December 1966, and the first wards were opened as on March 1967. Phase II of the Hospital consisting of Paediatric, Maternity and Rehabilitation Units was completed in December 1967, and became functional in March 1968. The total construction period for the Medical Centre consisting of the faculty departments, hospital (740 beds), Hostel for Clinical Students, Nurses Quarters with Nursing School and Central Animal House was three and a half years. Over the past three decades, the medical centre has expanded tremendously, and today it has 900 beds (the number will be increased to 1200 beds after renovation).

Philosophy of the Faculty of Medicine

The philosophy of the Faculty is to mould students to be competent, highly-skilled and knowledgeable health professionals, who can work with others as a team, who are caring and concerned about their patients and society, and who can emerge as leaders in their community.

FACULTY FACILITIES

- | | |
|----|--|
| 1 | TAN SRI DANARAJ MEDICAL LIBRARY |
| 2 | IMAGING LABORATORY |
| 3 | BIOMEDICAL IMAGING DEPARTMENT |
| 4 | MULTIDISCIPLINARY LABORATORIES |
| 5 | CLINICAL SKILLS LABORATORY |
| 6 | COMPUTER LABORATORIES |
| 7 | MEDICAL ILLUSTRATION AND MULTIMEDIA DEVELOPMENT UNIT |
| 8 | ANATOMY RESOURCE |
| 9 | CENTRAL PATHOLOGY MUSEUM |
| 10 | UNIVERSITY BOOK STORE (MEDICAL) |

TAN SRI DANARAJ MEDICAL LIBRARY



SERVICES

Academic Services Tan Sri Danaraj Medical Library

The Medical Library on the 3rd floor of the faculty contains around 100,000 volumes and subscribes to around 2,000 current journals. An extensive collection of reference works printed indexing and abstracting services are maintained. It permits access to a number of databases both on-line and on compact disk in the various fields of medicine and allied health care. In addition, the library offers cassette-tape, tape-slide, video-

viewing and discussion room facilities, inter-library loan, photocopying and document binding services. Branch libraries are at the Klang and Kuala Langat District Complexes. These libraries aim to provide good quality and friendly service in a pleasant environment. Care of all library material is essential to maintaining this standard. Instructions regarding the use of facilities should be obtained from library staff.

The Main UM Library situated in the main campus contains more than 1 million volumes, a microfilm processing unit and photostating facilities.

Library times:

Mon-Fri: 0800 – 2230 hr

Sat & Sun: 0800 – 1530 hr

IMAGING LABORATORY

Imaging Laboratory



The objective of the Medical Imaging Programme is to expose the students to every phase of medical imaging and encourage a disciplined approach to problem solving. The four-year program is structured to introduce each medical imaging subdivision. Basic understanding of individual techniques is emphasized, followed by hands-on experience aimed at challenging the student to accept increasingly greater responsibilities as the training program progresses in the imaging laboratory (College of Radiography) and Biomedical Imaging Department.

In addition to conventional radiography and nuclear medicine, training will be available in computer sciences, related imaging technologies, angiography, and interventional radiography. Equipment, facilities, and personnel are available to develop expertise in all areas of medical imaging. The Biomedical Imaging Department have:



General Radiographic Machines

Room 1 to Room 6 = DRX Evolution Carestream



Mobile X-ray

6 sets of AMX 4 Plus

3 sets of GE AMX 4 wifi digital



3 Reporting Rooms



PACS Control Room



3 MRI scanners:

1. GE 3 T SIGNA with HIFU
2. GE 1.5 T SIGNA
3. Siemens MAGNETOM C 0.35 T Open MRI



Three Computed Tomography Scanners

1. Siemens SOMATOM Definition 128 slices
2. Siemens SOMATOM Definition Dual Source
3. Siemens SOMATOM Sensation 16 slices



2 Angiography Sets

Philips CX50 Integrated Ultrasound Biplane
Siemens Syngo Multimodality Single Plane

1 Fluorographic Set

2 Cardioangiography Sets

Philips FD10 Biplane



Ultrasound

3 sets of Philips IU22 High end multifunction
1 set of Philips HDI3000

Philips FD20 Single Plane



Nuclear Medicine

- 1 Philips 3 head gamma camera
- 1 Philips gamma camera
- 1 LEXXOS Digital 2D Densitometer

In support of these devices, clinical facilities have been established and are available to enrich the student's experience.

Each individual section in general radiography, nuclear medicine, and the Biomedical Imaging Department is supervised by departmental personnel, including clinical radiologists, medical physicists, and radiographers. All assume a direct role in student education.



Mammography

- Siemens Mammomat 3000 Nova CR
- Siemens Mammomat Novation DR

MULTI-DISCIPLINARY LABORATORIES

A special facility at FOM is the multidisciplinary laboratories commonly known as the MD Labs (I and II). As their name implies, these labs serve various purposes which include wet and dry laboratory practicals, tutorials, self-directed learning stations, structured paraclinical examinations as well as for tutorial and self learning. It also serves as a home-based for the students.

CLINICAL SKILLS LABORATORIES

The Clinical Skill Laboratory (CSL) of Faculty of Medicine provides facilities for the teaching of clinical skills and procedures. It is equipped with wide range of simulators. The centre allows medical and paramedical students and doctors to use these simulators for learning and practicing the clinical skills and procedures in a safe, controlled environment.

For detail information check its webpage: <http://www.ummc.edu.my/csl>.



COMPUTER LABORATORIES

The computers laboratories equip with a total of 90 computers are available to students of UMMC for various computer-aided learning programmes. These laboratories are opened up to 11.30 pm on working days.



MEDICAL ILLUSTRATIONS AND MULTIMEDIA DEVELOPMENT UNIT

This unit is a centre for the production of media and resources to support teaching and research at the faculty. Comprehensive photographic and graphic services are offered as well as a fully equipped video unit. Other services include management of the Faculty's lecture theatres and audiovisual equipment.

ANATOMY RESOURCE CENTRE



The Anatomy Resource Centre (ARC) has been designed to emphasise clinically relevant anatomy and stimulate 'active learning' in students in a pleasant conducive environment. Although designed as a multidisciplinary resource primarily for medical students, it also serves the needs of dental students and others from the allied health sciences as well as postgraduate health professionals. In addition, the ARC plays a very vital role in educating the public about the importance of anatomy in clinical medicine (see below).

Key features include potted and plastinated cadaveric specimens, a range of diagnostic images and clinical scenarios quizzes. In addition, activity stations have been designed to focus on interactive learning through multimedia computers, educational anatomy software/ medical websites as well as anatomy videotapes. Dedicated timetable slots in the Phase I medical course encourage self-learning in the ARC by medical students. All regular ARC users are issued with security smart cards to enter and exit the centre. User profile of the ARC is continuously recorded and analysed from computerised door entry records. Student perception of ARC educational value is assessed regularly through feedback questionnaires surveys.

CENTRAL PATHOLOGY MUSEUM



UNIVERSITY BOOK STORE (MEDICAL)

Located on the ground floor of Menara Timur in UMMC, the Medical Book Store stocks a comprehensive supply of medical textbooks in all medical disciplines. It also stock student's clinical learning aids and stationaries.

MEDSOC

You can have complete information on the Medical Society and their activities at the FOM website.

CAMPUS FACILITIES

- | | |
|----|------------------------------|
| 1 | ACCOMODATION |
| 2 | STUDENT SCHOLARSHIP AND LOAN |
| 3 | STUDENT HEALTH SERVICES |
| 4 | STUDENT COUNSELING SERVICES |
| 5 | UNIVERSITY BOOK STORE |
| 6 | PEKANSISWA |
| 7 | SHOPS |
| 8 | BANKING SERVICES |
| 9 | MAIN LIBRARY |
| 10 | SPORTS AND RECREATION |
| 11 | MOSQUE |
| 12 | ANNUAL PLANNER & NOTES |

ACCOMMODATION

The Ibnu Sina Residential College houses 700 Faculty of Medicine students. A branch hostel in Klang, next to the Hospital is specially for medical students in Phase III. Full board and lodging is provided at reasonable rates.

Further information for on-campus or off-campus accommodation can be obtained from the Student Affairs Section, UM.

STUDENT SCHOLARSHIP/LOANS UNIT

This unit, located in the Student Affairs Section, UM handles applications for scholarship/loans from national, state and statutory bodies, including private companies and philanthropic organizations.

STUDENT HEALTH CLINIC

Mon-Fri: 0800 – 1230

Sat: 0800 – 1245 hr

No service on Sun/public holiday

This service is available to all students throughout the year. The clinic is situated in the 12th Residential College building in UM

UM MEDICAL CENTRE

A 24-hour emergency medical service is available to all UM students at the Accident & Emergency Unit of the UM Medical Centre.

STUDENT COUNSELING SERVICE

Mon-Fri: 0900 – 1230hr

Sat: 0900 hr

A confidential counseling service available for all UM students, is offered by the Student Development Section, which is situated at the Perdanasiswa Complex.

The UM Medical Center provides an added counseling service for its students. For further information, please refer to current faculty notices on Counseling Service.

PEKAN BUKU (0900 – 1700 hr)

A large bookshop is strategically placed at the Perdanasiswa complex (C). Prices are competitive and the range is wide. A branch outlet for medical books is available on the ground floor of the main hospital block.

PEKANSISWA (0900 – 1700 hr)

A minimarket on the ground floor of the Perdana Siswa building is available for foodstuff, porting and electrical goods.

MOSQUE

Masjid Al-Rahman is situated at the main entrance to UM. A surau is situated adjacent to the hospital. A newly built surau is situated in the Faculty of Medicine at level 4 between the Department of Anatomy and Molecular Medicine.

SHOPS - PHARMACY, FRUITSHOP & FLORIST

These shops are available on the first and ground floor of the main hospital block.

BANKING FACILITIES

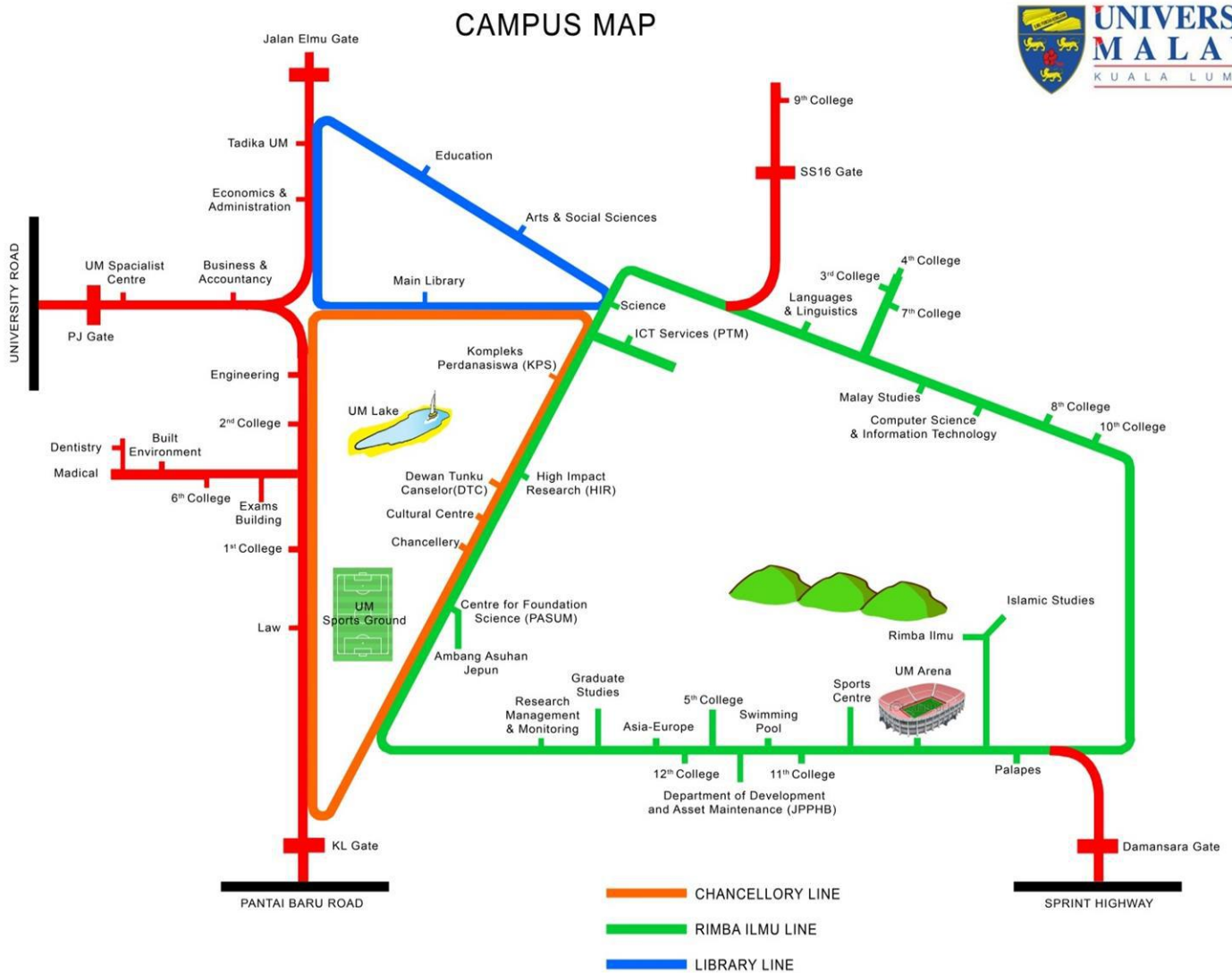
A CIMB is situated on the ground floor of the new administrative building in the campus. A CIMB and a Bank Islam auto-teller machine is available on the ground floor of the main hospital block. A Bank Simpanan Nasional branch is situated in the Siswarama building on the main campus. Bank Islam is situated on the ground of the new High Impact Research building in the campus.

2017/2018



CAMPUS MAP

52



JULY 2014
Prepared by : Mohd Salehuddin Md Zin

STUDENT DRESS CODE

53



ACADEMIC CALENDAR SESSION 2017/2018

Semester 1		
Orientation Programme	1 week	03.09.2017 – 10.09.2017
Lectures	7 weeks	11.09.2017 – 27.10.2017
Mid-Semester Break	1 weeks	28.10.2017 – 05.11.2017
Lectures	7 weeks	06.11.2017 – 22.12.2017
Revision	1 week	23.12.2017 – 31.12.2017
Examination	2 weeks	01.01.2018 – 14.01.2018
Semester Break	3 weeks	15.01.2018 – 04.02.2018
Total	22 weeks	

Semester 2		
Lectures	7 weeks	05.02.2018 – 23.03.2018
Mid Semester Break	1 week	24.03.2018 – 01.04.2018
Lectures	7 weeks	02.04.2018 – 18.05.2018
Revision	1 week	19.05.2018 – 27.05.2018
Examination	3 weeks	28.05.2018 – 14.06.2018
Total	19 weeks	

Break	
12 weeks	15.06.2018 – 09.09.2018

Special Semester		
Lectures	7 weeks	25.06.2018 – 12.08.2018
Examination	1 week	13.08.2018 – 19.08.2018
Break	4 weeks	20.08.2018 – 09.09.2018
Total	12 weeks	

National Day (31.08.2017)
 Hari Raya AidilAdha (01.09.2017)
 Malaysia Day (16.09.2017)
 Awal Muharam (Maal Hijrah) (22.09.2017)
 Deepavali (18.10.2017)
 Maulidur Rasul (01.12.2017)
 Christmas (25.12.2017)
 New Year (01.01.2018)
 Thaipusam (31.01.2018)
 Federal Territory Day (01.02.2018)
 Chinese New Year (16 & 17.02.2018)
 Labour Day (01.05.2018)
 Hari Raya Aidilfitri (15 & 16.06.2018)
 Hari Raya AidilAdha (22.08.2018)
 National Day (31.08.2017)

LIST OF UNDERGRADUATE PROGRAMMES IN THE FACULTY

- BACHELOR OF MEDICINE AND
BACHELOR OF SURGERY
- BACHELOR OF PHARMACY (HONS)
- BACHELOR OF BIOMEDICAL SCIENCE
- BACHELOR OF NURSING SCIENCE

2017/2018

UNDERGRADUATE GUIDEBOOK

Faculty of Medicine

PHARMACY (HONS.)



Message from Head of Department

On behalf of the lecturers and staff in the Department, I would like to extend my heartiest welcome and congratulations to our first year students and returning students of the Pharmacy programme. You are now on the path that leads you to registration as pharmacists in Malaysia.

As one of the universities in Malaysia offering a four-year Bachelor of Pharmacy (Hons.) programme since 1995, the Department is here to provide you with the foundation and groundwork to help you achieve excellence in the field you have chosen.

With hard work and perseverance, we hope the next four years of your learning here will be a memorable journey on the path to becoming a highly respected, competent, and ethical professional as well as a valuable member of a healthcare team. From now, as pharmacy students, we expect you to fully absorb the ethics and conduct expected of pharmacists in all aspects of your life; in the classroom, on campus and off campus. Your action would reflect on the Pharmacy Department, University of Malaya, your profession, and yourself.

Your suggestions and comments throughout your course of study would be deeply appreciated.

Prof. Datin Dr. Zorah Aziz
Head
Department of Pharmacy

2017/2018



ACADEMIC STAFF

HEAD OF DEPARTMENT



Prof. Datin Dr. Zorah Aziz
B.Pharm (Hons), M.Sc., Ph.D, M.App Stats
zorah@um.edu.my
03-79674909

Discipline Coordinators



Prof. Dr. Chung Lip Yong
Head of Pharmaceutical
Chemistry
B.Pharm, M.Sc, Ph.D
chungly@um.edu.my
03-79674959



Dr. Shaik Nyamathulla
Head of Pharmaceutical
Technology
B.Pharm (Hons), M.Pharm.,
Ph.D
nyamathulla@um.edu.my
03-79673194




**Assoc. Prof. Dr. Hasniza
Zaman Huri**
Head of Clinical Pharmacy
and Pharmacy Practice
B.Pharm (Hons),
M. Clin. Pharm, Ph.D
hasnizazh@um.edu.my
03-79676659



**Dr. Nur Akmarina
Mohd Said**
Head of Pharmacology/
Physiology
B.Pharm (Hons), M.Sc, Ph.D
nur_akmarina@um.edu.my
03-79677520



Research and Post Graduate Coordinators



Assoc. Prof. Dr. Michael James Christopher Buckle
Head of Research
BA (Hons), Ph.D
buckle@um.edu.my
03-79674959



Dr. Amira Hajirah Abd Jamil
Coordinator of Post Graduate
B.Pharm (Hons), Ph.D
amira.j@um.edu.my
03-79674969

Level Coordinators



Assoc. Prof. Dr. Rozana Othman
First Year Level Coordinator
B.Sc (Hons), M.Sc., Ph.D
rozanaothman@um.edu.my
03-79675796



Dr. Bassam Abdul Rasool Hassan
Second Year Level Coordinator
B.Pharm (Hons), M.Pharm., Ph.D
bassam@um.edu.my
03-7967 4959



Mrs. Noorasyikin Shamsuddin
Third Year Level Coordinator
B.Pharm (Hons), M.Pharm (Clinical)
noorasyikin@um.edu.my
03-79677541



Dr. Reena Rajasuriar
Fourth Year Level Coordinator
B.Pharm (Hons), M.Pharm Clinical, Ph.D
reena@um.edu.my
03-79676617



Academic Staff

60



Prof. Dr. Chung Lip Yong
Professor (VK7)
chungly@um.edu.my
03-7967 4959



Prof. Datin Dr. Zorah Aziz
Professor (VK7)
zorah@um.edu.my
03-7967 4909



Assoc. Prof. Dr. Michael James Christopher Buckle
Associate Professor (DS53)
buckle@um.edu.my
03-7967 4959



Assoc. Prof. Dr. Najihah Mohd Hashim
Associate Professor (DUF54)
najihahmh@um.edu.my
03-7967 6614



Assoc. Prof. Dr. Rozana Othman
Associate Professor (DS54)
rozanaothman@um.edu.my
03-7967 4959



Assoc. Prof. Dr. Hasniza Zaman Huri
Pharmacy Lecturer (DUF54)
hasnizazh@um.edu.my
03-7967 6659



Mrs. Syireen Alwi
Pharmacy Lecturer (DUF54)
syireen@um.edu.my
03-7967 4965



Ms. Mary Lee Hong Gee
Pharmacy Lecturer (DUF54)
marylee@um.edu.my
03-7967 4959

2017/2018





Dr. Reena Rajasuriar
Pharmacy Lecturer
(DUF54)
reena@um.edu.my
03-7967 6617



Mrs. Noorasyikin Shamsuddin
Pharmacy Lecturer
(DUF52)
noorasyikin@um.edu.my
03-7967 7541



Dr. Leong Kok Hoong
Senior Lecturer (DS51)
leongkh@um.edu.my
03-7967 6680



Dr. Riyanto Teguh Widodo
Senior Lecturer (DS51)
riyanto@um.edu.my
03-7967 5786



Dr. Shaik Nyamathulla
Senior Lecturer (DS51)
nyamantulla@um.edu.my
03-7967 3194



Dr. Nur Akmarina Mohd Said
Pharmacy Lecturer
(DUF51)
nur_akmarina@um.edu.my
03-7967 7520



Dr. Amira Hajirah Abd Jamil
Pharmacy Lecturer
(DUF51)
amira.j@um.edu.my
03-7967 4969



Dr. Fatiha Hana Shabaruddin
Pharmacy Lecturer
(DUF51)
fatiha.shabaruddin@um.edu.my
03-7967 4700





Dr. Heh Choon Han
Pharmacy Lecturer (DUF51)
silverbot@um.edu.my
03-7967 4959



Dr. Bassam Abdul Rasool Hassan
Senior Lecturer (DS51)
bassam@um.edu.my
03-7967 4959



Dr. Wong Yuen Fei
Pharmacy Lecturer (DUF51)
yfwong@um.edu.my
03-7967 4959



Administrative Staff

63



Mr. Abdul Aziz Ismail
Science Officer (C44)
aaziz@um.edu.my
03-7967 7598



Mrs. Nor Nadia Alies
Science Officer (C44)
nadya@um.edu.my
03-7967 4959




**Mr. Abdul Rafique
Abd Jalal**
Science Officer (C41)
rafiquejalal@um.edu.my
03-7967 4959



Mrs. Rustini Karim
Med. Lab. Technologist
(U32)
rustini@um.edu.my
03-7967 4959



Mrs. Siti Aisah Basari
Med. Lab. Technologist
(U29)
aisah_basari@um.edu.my
03-7967 4959



Ms. Salmizawati Salim
Med. Lab. Technologist
(U29)
sal_miza@um.edu.my
03-7967 4959



Ms. Nurul Husna Osman
Med. Lab. Technologist
(U29)
nurulhusnaosman@um.edu.my
03-7967 4959



**Ms. Nurul Izzati Abdul
Wahab**
Med. Lab. Technologist
(U29)
nizzati_aw@um.edu.my
03-7967 4959

2017/2018





**Ms. Noor Akma
Kamaruddin**
Assistant Science Officer
(C29)
noorakma@um.edu.my
03-7967 4959



Mrs. Salbiah Mohd Yusoff
Administrative Assistant
(N22)
salbmy@um.edu.my
03-7967 4959



**Mr. Mohd Najib
Baharom**
Administrative Assistant
(N22)
najibxpd@um.edu.my
03-7967 4959



Mrs. Mariah Ahmad Kairi
Administrative Assistant
(N19)
mariah_ak@um.edu.my
03-7967 4959



**Mr. Mohd Jauzi
Mohd Shahidin**
Operation Assistant
(N11)
jauzi@um.edu.my
03-7967 4959



Mr. Anuar Abdullah
Operation Assistant (N11)
ganuar80@um.edu.my
03-7967 4959



**Mrs. Gangeswary
Sukumaran**
Operation Assistant
(N11)
gangeswary@um.edu.my
03-7967 4959



Programme Title, Philosophy, Principles and Outcomes

Programme Title

Title of the conferred degree : Bachelor of Pharmacy (Hons)

Programme Philosophy

The Bachelor of Pharmacy (Hons) degree programme that is offered by the University of Malaya holds true to the following philosophy, which is in line with the nation's requirements:

- *The programme offers a broad-based curriculum and training with opportunities for specialisation. The programme supports evidence-based practices and consists of dynamic characteristics with room for future advancement.*

Programme Principles

In line with the programme philosophy, the programme offered is based on the following principles:

- The basic training given is broad-based and encompasses all aspects of the pharmacy practice, from pharmaceutical sciences to its application in the field of clinical pharmacy.
- The programme utilises interactive teaching methods and incorporates evidence-based practices in an effort to promote critical thinking and analysis in all the taught disciplines.
- The education provided is dynamic and farsighted to equip the graduates to face current and future challenges.
- Emphasis is given on basic communication and thinking skills as well as the benefits of modern communication technology.
- The training encompasses the importance of patient/customer-oriented therapy as well as uses a multi-disciplinary approach to deliver effective and efficient healthcare services.



Programme Outcomes

The following are the programme outcomes where at the end of the programme the students are able to:

- P01:** Master in-depth and accurate knowledge towards current and future needs in all the areas of pharmacy.
- P02:** Formulate, analyse, manufacture medicines and resolve issues of pharmaceutical care.
- P03:** Demonstrate a responsible attitude and ability to interact courteously with members of the community.
- P04:** Act in a professional manner and with integrity in accordance with the Malaysian Pharmacy Code of Conduct.
- P05:** Communicate and cooperate effectively as a team member of healthcare professionals and demonstrate strong leadership capabilities.
- P06:** Apply pharmaceutical care skills to resolve health-related issues.
- P07:** Apply information management skills, life-long learning to foster professional development.
- P08:** Possess management and entrepreneurship skills in the various areas of pharmacy profession.



ACADEMIC PROGRAMME & COURSE STRUCTURE

67

PROGRAMME STRUCTURE

Category	Courses Code	Course Name	Credits
University Courses	GIG1001	The Islamic and Asian Civilisation <i>Tamadun Islam dan Tamadun Asia (TITAS)</i>	2
	GIG1002	Ethnic Relations <i>Hubungan Etnik</i>	2
	GIG1003	Basics of Entrepreneurship Culture <i>Asas Pembudayaan Keusahawanan</i>	2
	GIG1004	Information Literacy <i>Literasi Maklumat</i>	2
	GIG1005	Social Enggagement <i>Jalinan Masyarakat</i>	2
	GLTXXXX	English for Communication Programme <i>Program Bahasa Inggeris Komunikasi</i>	6
	GKXXXXX	Co-Curriculum Course <i>Kursus Ko-Kurikulum</i>	2
		Faculty’s External Elective Courses <i>Kursus Elektif Luar Fakulti (KELF)</i>	4
	Total		22
Core Courses	Programme Core Courses <i>Kursus Teras Program</i>		99
Elective Courses	Faculty Elective Courses <i>Kursus Elektif Fakulti</i>		7
	Programme Elective Courses <i>Kursus Elektif Program</i>		10
Grand Total			138

2017/2018



COURSE STRUCTURE

68

Year 1 (2017/2018)

Semester I

Category	Course Code	Course Name	Credits
University Courses	GIG1002	Ethnic Relationships	2
	GIG1003	Basics of Entrepreneurship Culture	2
Core Courses	MIB1001	Basic Pharmaceutical Chemistry	3
	MIB1002	Pharmaceutical Organic Chemistry	3
	MIB1003	Biochemistry	3
	MIB1004	Anatomy and Physiology	3
	MIB1005	Introduction to Pharmacy	2

Total Credit Hours: 18

Semester II

Category	Course Code	Course Name	Credits
University Courses	GIG1001	Islamic and Asian Civilisation	2
	GIG1004	Information Skills	2
	GLTXXX	English for Communication Programme	3
Core Courses	MIB1006	Drug Action and Discovery	3
	MIB1007	Microbiology and Parasitology	2
	MIB1008	Physical Pharmacy	3
	MIB1009	Pharmacotherapy for EENT and Haematological Disorders	2

Total Credit Hours: 17

YEAR 1 TOTAL CREDIT HOURS: 35

2017/2018



Year 2 (2018/2019)

Semester I

Category	Course Code	Course Name	Credits
University Courses	GLTXXXX	English for Communication Programme	3
		Faculty's External Elective Courses (KELF)	4
Core Courses	MIB2001	Medicinal Chemistry	2
	MIB2002	Pharmaceutical Analysis	3
	MIB2003	Pharmaceutical Dosage Form Design for Liquids and Semi-solids	2
	MIB2004	Pharmacotherapy for Gastrointestinal and Respiratory System	3
	MIB2005	Pharmacotherapy for Infectious Diseases I	2

Total Credit Hours: 19

Semester II

Category	Course Code	Course Name	Credits
University Courses	GKXXXXX	Co-curriculum	2
	GIG1005	Social Engagement	2
Elective Course		Faculty Elective Course*	3
Core Courses	MIB2006	Chromatography, Electrochemistry and Radiochemistry	2
	MIB2007	Pharmacognosy	2
	MIB2008	Sterile Pharmaceutical Dosage Form Design	2
	MIB2009	Basic Immunology and Pharmacotherapy for Immune Disorders	2
	MIB2010	Pharmacotherapy for Infectious Diseases II	2
	MIB2011	Pharmacotherapy for Cardiovascular Diseases	3

Total Credit Hours: 20

YEAR 2 TOTAL CREDIT HOURS: 39



Year 3 (2019/2020)

Semester I

Category	Course Code	Course Name	Credits
Elective Course		Programme Elective Course**	2
Core Courses	MIB3001	Solid Pharmaceutical Dosage Form Design	3
	MIB3003	Extemporaneous Preparations	2
	MIB3004	Principles and Applications of Pharmacokinetics	2
	MIB3005	Pharmacotherapy for Endocrine Disorders	3
	MIB3006	Anaesthesia and Pharmacotherapy for Neurological Disorders	2
	MIB3007	Biostatistics and Epidemiology	2
	MIB3008	Management Skills for Pharmacists	2

Total Credit Hours: 18

Semester II

Category	Course Code	Course Name	Credits
Elective Courses		Faculty Elective Course*	2
		Programme Elective Courses**	4
Core Courses	MIB3010	Advanced Pharmaceutical Dosage Form Design	3
	MIB3011	Pharmacotherapy for Renal Disorders, Cancer and Pain	2
	MIB3012	Pharmacotherapy for Psychiatric Disorders	2
	MIB3014	Evidence-based Pharmacotherapy	2
	MIB3015	Pharmacy Ethics and Legislation	2

Total Credit Hours: 17

Special Semester

Category	Course Code	Course Name	Credits
Core Course	MIB3016	Professional Pharmacy Attachment	2

Total Credit Hours: 2

YEAR 3 TOTAL CREDIT HOURS: 37



Year 4 (2020/2021)

Semester I

Category	Course Code	Course Name	Credits
Elective Course		Programme Elective Courses**	4
Core Courses	MIB4001	Pharmaceutical Quality Assurance	2
	MIB4002	Pharmacoeconomics	2
	MIB4004	Hospital and Community Pharmacy Practice	3
	MIB4005	Clinical Clerkship I	2
	MIB4006	Research Methodology	2

Total Credit Hours: 15

Semester II

Category	Course Code	Course Name	Credits
Elective Course		Faculty Elective Course*	2
Core Courses	MIB4007	Industrial Pharmacy and Regulatory Control	2
	MIB4008	Clinical Clerkship II	2
	MIB4009	Research Project	6

Total Credit Hours: 12

YEAR 4 TOTAL CREDIT HOURS: 27

2017/2018



Faculty Elective Courses *

Course Code	Course Name	Credits
MIX1004	Introduction to Radiation Protection	2
MIX2001	Applications in Biomedical Science	2
MIX2002	Behavioral Science	2
MIB3020	Substance Abuse and Dependency ***	2
MIX4001	Introduction to Qualitative Research	3

*** Not offered for Pharmacy students

Programme Elective Courses **

Course Code	Course Name	Credits
MIB3017	Pharmaceutical Product Development	2
MIB3018	Veterinary Pharmacy	2
MIB3019	Drug Literacy	2
MIB3021	Pharmaceutical Biotechnology	2
MIB3022	Clinical Toxicology	2
MIB4010	Pharmacotherapy for Special Populations	2



COURSE SUMMARY

YEAR I SEMESTER I (2017/2018)

MIB1001: Basic Pharmaceutical Chemistry

3 credits

Learning Outcomes

At the end of this course, students are able to:

- 1) describe the states of matter.
- 2) explain the principles associated with gases, liquids, solids, and solutions.
- 3) apply the concept of thermodynamics and kinetics in pharmacy.

Course Synopsis

This is an introductory module to physical principles that are applied in pharmaceutical sciences. This module emphasises on the importance of physical and chemical properties related to drugs and their dosage forms.

Reference Texts

- 1) Aulton ME, Taylor AMG (2001) *Pharmaceutics: the science for dosage form design*. 2nd ed. Churchill Livingstone, UK.
- 2) Chang R (2005) *Chemistry*, 8th ed. McGraw Hill, New York.
- 3) Florence AT, Attwood D (2006) *Physicochemical principles of pharmacy*, 4th ed. Pharmaceutical Press, UK.
- 4) Martin AN, Sinko PJ, Singh Yashveer (2011) *Martin's physical pharmacy and pharmaceutical sciences: physical chemical and biopharmaceutical principles in the pharmaceutical sciences*, 6th ed. Lippincott Williams and Wilkins, USA.
- 5) Beckett AH, Stenlake JB (2001) *Practical Pharmaceutical Chemistry*, Vol. 1 & 2, 4th ed. Bloomsbury Academic, UK.

Course Coordinator

Assoc. Prof. Dr. Rozana Othman

Course Assessment

Course will be assessed by Continuous Assessment 40% and a Final Examination 60%.

73

2017/2018



MIB1002: Pharmaceutical Organic Chemistry

3 credits

74

Learning Outcomes

At the end of this course, students are able to:

- 1) state the functional groups, organic reaction, name, and structure of organic compounds.
- 2) explain how organic structures and bonds influence physical and chemical properties of a compound.
- 3) identify chemical substances in drugs and pharmaceutical usage.

Course Synopsis

The module describes a general view on the organic chemistry aspects to determine drug characters, which are important in pharmaceutical analyses and drug actions.

Reference Texts

- 1) McMurry J. (2012) Organic Chemistry. 8th ed. Thomson-Brooks/Cole, USA.
- 2) Lemke, T.L., Roche, V.F., Zito, W.S. (2011) Review of organic functional groups. Introduction to Medicinal Organic Chemistry. 5th ed. Lippincott Williams & Wilkins, USA.
- 3) Barber J, Rostron C (2013) Pharmaceutical Chemistry. Oxford University Press, UK.

Course Coordinator

Dr. Leong Kok Hoong

Course Assessment

Course will be assessed by Continuous Assessment 40% and a Final Examination 60%.

2017/2018



MIB1003: Biochemistry

3 credits

75

Learning Outcomes

At the end of the course the students are able to:

- 1) identify and explain the system of cell biology.
- 2) describe the chemical classification and metabolism of carbohydrates, lipids, amino acids, peptides, and proteins.
- 3) analyse the system bioenergetics, enzymes, vitamins and nucleic acids.
- 4) interrelate metabolism in humans.
- 5) analyse disturbances in the mechanisms of the immune system in the body and identify the most suitable methods of treatment and medicines used.

Course Synopsis

This module provides the knowledge on the basic biochemical systems in the human body.

Reference Texts

- 1) Harvey, R and Ferrier D (2011) Lippincott's Illustrated Reviews. Biochemistry (5th ed.), JB Lippincott Company, Philadelphia.
- 2) Berg BM, Tymoczko JL and Stryer L (2007) Biochemistry (6th Ed.) WH Freeman and Company.
- 3) Devlin T (2002) Textbook of Biochemistry with Clinical Correlations (5th Ed.).
- 4) Champe, P.C and Harvey, R.A (Eds.) (2008) Lippincott's Illustrated Reviews: Biochemistry (4th ed.) Wolters Kluwer/Lippincott Williams & Wilkins.
- 5) Lehninger, A.L., Nelson, D.L and Cox, M.M (2003) Principles of Biochemistry. (2nd ed.) Worth publishers, New York.
- 6) Montgomery, R., Conway, T.W. and Spector, A.A (2006) Biochemistry. A Case-oriented Approach (10th ed.) Mosby.

Course Coordinator

Dr. Amira Hajirah Abdul Jamil

Course Assessment

Course will be assessed by Continuous Assessment 40% and a Final Examination 60%.

2017/2018



MIB1004: Anatomy and Physiology

3 credits

76

Learning Outcomes

At the end of the course the students are able to:

- 1) describe the overall organization, function, and anatomy of the human body (cells, tissues, and organs).
- 2) outline the function and the importance of each of the following systems: endocrine, cardiovascular, lymphatic, digestive, urinary, reproductive, nervous, and respiratory systems.
- 3) discuss the fundamentals of homeostasis and its importance in regulating normal physiology.

Course Synopsis

Students will be exposed to the main anatomical and physiological systems in a human body after being introduced to the basic knowledge of physiology and anatomy.

Reference Texts

1. Tortora, G. J. and Bryan H. D. (2009). Principles of Human Anatomy and Physiology (12th ed.) John Wiley & Sons, Inc.
2. Sukkar, M.Y., El-Munshid, H.A., & Ardawi, M.S.M. (2006). 2nd Ed. Concise Human Physiology Oxford: Blackwell Scientific Publication.
3. A.C. Guyton and J.E. Hall. (2011). Textbook of Medical Physiology. 12th Edition. W.B. Saunders Co. USA.
4. Gillian Pocock, Christopher D Richards and M de Burgh Daly. (2013). Human Physiology.
5. William F Ganong. (2012) Review of Medical Physiology. 24th Edition. McGraw Hill.
6. Noriah M Noor (2014). Illustrated Human Physiology. Pearson.

Course Coordinator

Dr. Amira Hajirah Abdul Jamil

Course Assessment

Course will be assessed by Continuous Assessment 40% and a Final Examination 60%.

2017/2018



MIB1005: Introduction to Pharmacy

2 credits



Learning Outcomes

At the end of the course students are able to:

- 1) describe the career spectrum of the pharmacy profession in Malaysia.
- 2) discuss the roles of a pharmacist in promoting good health and appropriate drug usage in the context of the Malaysian healthcare system.
- 3) identify current issues and challenges relating to the pharmacy profession.

Course Synopsis

This module introduces the history and development of pharmacy profession in Malaysia. The various fields of pharmacy and the roles of a pharmacist in each field will be described. Some sources of information related to pharmacy requirements and challenges related to this profession will be discussed.

Reference Texts

- 1) British National Formulary (BNF), British Medical Association, latest edition.
- 2) The Pharmaceutical Codex: Principles and practice of pharmaceuticals. 12th Ed., The Pharmaceutical Press, London, 1994.
- 3) Martindale W.) The Extra Pharmacopoeia, The Pharmaceutical Press, latest edition.
- 4) Pharmacy Legislation of Malaysia, Malaysian Pharmaceutical Society.
- 5) Collett DM & Aulton ME (eds.). Pharmaceutical Practice, Churchill Livingstone, 1990.

Course Coordinator

Dr. Nur Akmarina Mohd Said

Course Assessment

Course will be assessed by Continuous Assessment 100%.

2017/2018



YEAR I SEMESTER II (2017/2018)

MIB1006: Drug Action and Discovery

78

3 credits

Learning Outcomes

At the end of the course students are able to:

- 1) explain the principles of drug action based on the concepts of pharmacodynamics and pharmacokinetics.
- 2) discuss how the molecular structure and the physico-chemical properties of organic compounds affect drug action.
- 3) describe the strategies involved in drug discovery.

Course Synopsis

This module introduces the principles of drug action and how the physico-chemical properties of organic molecules underlie drug design and action.

Reference Texts

- 1) Katzung, B.G. (2004) Basic and Clinical Pharmacology. 9th edition. Appleton & Lange.
- 2) Rang, H.P., Dale, M.M., Ritter, J.M. & Moore, P.K. (2003) Pharmacology. 5th edition. Churchill Livingstone.
- 3) Goodman & Gilman's The Pharmacological Basis of Therapeutics (2001). 10th edition. McGraw-Hill.
- 4) Grahame-Smith, D.G & Aronson, J.K. (2001) Oxford Textbook of Clinical Pharmacology and Drug Therapy. 3rd edition. Oxford University Press.
- 5) Patrick, G.L. (2013) An Introduction to Medicinal Chemistry. 5th ed. Oxford University Press, United Kingdom.
- 6) King, F.D., ed. (2003) Medicinal Chemistry: Principles and Practice. 2nd ed. Royal Society of Chemistry, United Kingdom.

Course Coordinator

Assoc. Prof. Dr. Michael James Christopher Buckle

Course Assessment

Course will be assessed by Continuous Assessment 40% and a Final Examination 60%.

2017/2018



MIB1007: Microbiology and Parasitology

2 credits

79

Learning Outcomes

At the end of the course students are able to:

- 1) identify the basic microbiology and morphology of bacteria.
- 2) recognise the genetic, classification, reproduction, and importance of pathogenesis of microbial infections.
- 3) explain basic parasitology, structure, and classification of parasites.
- 4) demonstrate an understanding on the pathogenesis of parasitic infections and the mechanism of action of drugs against the parasites.

Course Synopsis

This module provides the knowledge on the various aspects of microbiology and parasitology including important parasites in Malaysia, epidemiology, brief life cycle, brief diagnosis, symptom and treatment and mechanism of action of drugs against different parasites. This module provides an opportunity to learn about aseptic, isolation and identification techniques of micro-organisms, and factors that affect its development.

Reference Texts

- 1) Hugo WB and Russell AD. Pharmaceutical Microbiology. 8thEdn. 2011 Blackwell Scientific Publications.
- 2) Richard A. Harvey. Microbiology. 2007 Lippincott Williams and Wilkins.
- 3) F. H. Kayser, K.A. Bienz, J. Eckert, R. M. Zinkernagel. Medical Microbiology. 2011 Georg ThiemeVerlag.
- 4) Charles W Stratton. Clinical Microbiology: Quality in Laboratory Diagnosis. 2011 Demos Medical Publishing, LLC.
- 5) Bernard E. Matthews. Introduction to Parasitology - 98 editions. 2007. Cambridge University Press.
- 6) Burton J. Bogitsh. Human Parasitology - 4th edition. 2012. Academic Press, Inc.
- 7) Judith S. Heelan and Frances W. Ingersoll. Essentials of Human Parasitology - 02 editions. 2001. Delmar Publications.
- 8) David T. John and William A. Petri. Markell and Voge's Medical Parasitology - 9th edition. 2006. W.B. Saunders Co.

Course Coordinator

Dr. Nur Akmarina Mohd Said

Course Assessment

Course will be assessed by Continuous Assessment 40% and a Final Examination 60%.

2017/2018



MIB1008: Physical Pharmacy

3 credits

80

Learning Outcomes

At the end of the course students are able to:

- 1) recognise the concept of the disperse systems, surface phenomena, micromeritics and rheology, and factors influencing stability of disperse systems.
- 2) describe the mechanism of action of surface active agents, rheology properties of pharmaceutical materials and the application of the disperse systems, surface phenomena, and micromeritics and rheology in pharmaceutical formulations.
- 3) determine the stability of disperse systems, critical micelle concentration, powder characteristics, and viscosity of pharmaceutical materials.

Course Synopsis

The module introduces the basic principles of physical pharmacy required in the pharmaceutical formulations. The physicochemical properties of pharmaceutical materials together with the methods to determine their properties are also included. Students will perform laboratory works that are related to the topics given in the lectures, namely disperse systems, surface properties, and micromeritics and rheology.

Reference Texts

- 1) Attwood, D., Florence, AT. Physical Pharmacy. London: Pharmaceutical Press, 2008.
- 2) Aulton, ME. Pharmaceutic: The science of dosage form design, 2nd ed. Edinburgh: Churchill Livingstone, 2001.
- 3) Martin, AN., Sinko, PJ., Singh, Y. Physical Pharmacy and Pharmaceutical Sciences: Physical Chemical and Biopharmaceutical Principles in the Pharmaceutical Sciences, 6th ed. Philadelphia: Wolters Kluwer Health/Lippincott Williams & Wilkins, 2011.
- 4) Remington, Joseph, P. Remington: The Science and Practice of Pharmacy, 21st ed. Philadelphia: Lippincott Williams & Wilkins, 2006.
- 5) Roop, KH., Vyas, SP., Farhan, JH., Gaurav, KJ. Lachman/Liebman: The theory and practice of Industrial pharmacy 4rd ed. India: CBS Publishers & Distributors, 2013.
- 6) The British Pharmacopoeia Commission. The British Pharmacopoeia 2014. General Medical Council (Great Britain), Great Britain: Medicines Commission, 2014.
- 7) The United States of Pharmacopoeial Convention. The United States of Pharmacopoeia 27/The National Formulary 22: USP 27/ NF 22. Baltimore: Port City Press, 2003.

Course Coordinator

Dr. Heh Choon Han

Course Assessment

Course will be assessed by Continuous Assessment 40% and a Final Examination 60%.

2017/2018



MIB1009: Pharmacotherapy for EENT and Haematological Disorders

2 credits

81

Learning Outcomes

At the end of the course students are able to:

- 1) describe the mechanisms of drug interactions, adverse drug reactions, as well as the pathophysiology and management of eye, ear, nose and throat (EENT) and haematologic disorders.
- 2) explain the mechanisms of action, pharmacokinetic properties, adverse effects and drug interactions of drugs used in EENT and haematology disorders.
- 3) interpret laboratory test results with the principles of patient management.
- 4) solve pharmaceutical care issues for these disorders.

Course Synopsis

This module is designed to help students understand the mechanisms of drug interactions and adverse drug effects. The pathophysiology and management of fever, eye, ears, nose and throat (EENT), as well as haematologic disorders will also be emphasised.

Reference Texts

- 1) Katzung B, Masters S & Trevor A. Basic and Clinical Pharmacology, 12th ed. McGraw Hill, 2012.
- 2) Brunton L, Chadner B & Knollman B. Goodman and Gilman's The Pharmacological Basis of Therapeutics, 12th ed. McGraw Hill, 2011.
- 3) Rang H & Dale M. Rang and Dale Pharmacology, 7th ed. Elsevier, 2011.
- 4) Dipiro JT, Talbert RL, Yee GC & Matzke GR. Pharmacotherapy: A Pathophysiologic Approach, 9th ed. McGraw-Hill, 2014.
- 5) Herfindal ET and Gourley DR. Textbooks of Therapeutics. Drug and Disease management, 8th ed. Williams and Wilkins, 2007.
- 6) Koda Kimble MA, Kradjan WA, Young LY & Guglielmo BJ. Applied Therapeutics. The clinical use of drugs, 10th ed. Lippincott Williams and Wilkins 2012.
- 7) British National Formulary; 2015 or later edition.
- 8) Drug Information Handbook. Lexi-Comp's Clinical Reference Library 2014 or later edition.

Course Coordinator

Mrs. Noorasyikin Shamsudin

Course Assessment

Course will be assessed by Continuous Assessment 40% and a Final Examination 60%.

2017/2018



YEAR 2 SEMESTER I (2018/2019)

MIB2001: Medicinal Chemistry

82

2 credits

Learning Outcomes

At the end of the course students are able to:

- 1) explain the biological activity of the major drug classes.
- 2) describe the development of important drugs in the major drug classes and their structure-activity relationships.
- 3) predict the activity of analogues of important drugs based on their chemical structures.

Course Synopsis

This module deepens the understanding of the physicochemical concepts, which underlie drug design and action.

Reference Texts

- 1) Patrick, G.L. (2013) An Introduction to Medicinal Chemistry. 5th ed. Oxford University Press, United Kingdom.
- 2) Nogrady, T. and Weaver, D.F. (2005) Medicinal Chemistry: A Molecular and Biochemical Approach. 3rd ed. Oxford University Press, USA.

Course Coordinator

Assoc. Prof. Dr. Michael James Christopher Buckle

Course Assessment

Course will be assessed by Continuous Assessment 40% and a Final Examination 60%.

2017/2018



MIB2002: Pharmaceutical Analysis

3 credits



Learning Outcomes

At the end of the course students are able to:

- 1) recognise the concept of monographs and pharmacopeia standard.
- 2) describe the principles of major analytical methods.
- 3) apply major analytical methods in structural determination and quality control.

Course Synopsis

The module introduces the principles and analytical technique of practice, which are used in drugs quality control, dosage form, and research and development.

Reference Texts

- 1) Watson, D. (2012) Pharmaceutical Analysis. Churchill Livingstone, UK.
- 2) Pavia, D.L., Lampman, G.M., Kriz, G.S. and Vyvyan, J. A. (2009) Introduction to Spectroscopy, 5th ed. Saunders College Publishing, USA.
- 3) Moffat, A.C. (2011) Clarke's Analysis of Drugs and Poisons. 4th ed. Pharmaceutical Press, United Kingdom.
- 4) Sanders, J.K.M., Constable, E.C., Hunter, B.K. and Pearce, C.M. (1995) Modern NMR Spectroscopy. 2nd ed. Oxford University Press, Oxford.

Course Coordinator

Prof. Dr. Chung Lip Yong

Course Assessment

Course will be assessed by Continuous Assessment 40% and a Final Examination 60%.

2017/2018



MIB2003: Pharmaceutical Dosage Form Design for Liquids and Semi-solids

2 credits

84

Learning Outcomes

At the end of the course students are able to:

- 1) recognise the concepts and the industrial manufacturing process of liquid and semi-solid dosage forms.
- 2) prepare liquid and semi-solid dosage forms in laboratory scale.
- 3) perform physical quality control evaluations for liquid and semi-solid dosage forms.

Course Synopsis

The module introduces to the students the overall concept on liquid and semi-solid dosage forms. Students will be introduced to equipment used in manufacturing of liquid and semi-solid dosage forms. Students will prepare liquid and semi-solid dosage forms in laboratory scale together with the evaluation for physical qualities.

Reference Texts

- 1) Attwod, D., Florence, AT. Physical Pharmacy. London: Pharmaceutical Press, 2008.
- 2) Aulton, ME. Pharmaceutic: The science of dosage form design, 2nd ed. Edinburg: Churchill Livingstone, 2001.
- 3) Martin, AN., Sinko, PJ., Singh, Y. Physical Pharmacy and Pharmaceutical Sciences: Physical Chemical and Biopharmaceutical Principles in the Pharmaceutical Sciences, 6th ed. Philadelphia: Wolters Kluwer Health/Lippincott Williams & Wilkins, 2011.
- 4) Remington, Joseph, P. Remington: The Science and Practice of Pharmacy, 21st ed. Philadelphia: Lippincott Williams & Wilkins, 2006.
- 5) Roop, KH., Vyas, SP., Farhan, JH., Gaurav, KJ. Lachman/Liebman: The theory and practice of Industrial pharmacy 4rd ed. India: CBS Publishers & Distributors, 2013.
- 6) The British Pharmacopeia Commission. The British Pharmacopeia 2014. General Medical Council (Great Britain), Great Britain: Medicines Commission, 2014.
- 7) The United States of Pharmacopeial Convention. The United States of Pharmacopeia 27/The National Formulary 22: USP 27/ NF 22. Baltimore: Port City Press, 2003.

Course Coordinator

Dr. Riyanto Teguh Widodo

Course Assessment

Course will be assessed by Continuous Assessment 40% and a Final Examination 60%.

2017/2018



MIB2004: Pharmacotherapy for Gastrointestinal and Respiratory Systems

3 credits

85

Learning Outcomes

At the end of the course students are able to:

- 1) describe the pathophysiology and management of gastrointestinal and respiratory disorders.
- 2) explain the mechanisms of action, pharmacokinetic properties, adverse effects and drug interactions of drugs used in gastrointestinal and respiratory disorders.
- 3) interpret laboratory test results with the principles of patient management.
- 4) solve pharmaceutical care issues for these disorders.

Course Synopsis

This module is one of a series of modules that integrates the discipline of pharmacology and clinical pharmacy. In this module, pharmacology of gastrointestinal and respiratory drugs, and clinical management of gastrointestinal and respiratory disorders will be covered. Students will be introduced to the concept of management of various gastrointestinal and respiratory disorders such as peptic ulcer disease, hepatic disorders, inflammatory bowel disease, asthma, and chronic obstructive airway disease (COAD).

Reference Texts

- 1) Dipiro JT, Talbert RL, Yee GC & Matzke GR. Pharmacotherapy: A Pathophysiologic Approach, 9th ed. McGraw-Hill, 2014.
- 2) Herfindal ET and Gourley DR. Textbooks of Therapeutics. Drug and Disease management, 8th ed. Williams and Wilkins, 2006.
- 3) Koda Kimble MA, Kradjan WA, Young LY & Guglielmo BJ. Applied Therapeutics. The clinical use of drugs, 10th ed. Lippincott Williams and Wilkins 2012.
- 4) Katzung BG (Ed). Basic and clinical pharmacology. 13th ed. Appleton & Lange, 2014.
- 5) HP Rang, MM Dale. Pharmacology 8th ed. Churchill Livingstone, 2015
- 6) Brunton L, Chadner B & Knollman B. Goodman and Gilman's The Pharmacological Basis of Therapeutics, 12th ed. McGraw Hill, 2011.
- 7) British National Formulary; 2016 or later edition.
- 8) Drug Information Handbook. Lexi-Comp's Clinical Reference Library 2016 or later edition.

Course Coordinator

Mrs. Syireen Alwi

Course Assessment

Course will be assessed by Continuous Assessment 40% and a Final Examination 60%.

2017/2018



MIB2005: Pharmacotherapy for Infectious Diseases I

2 credits

86

Learning Outcomes

At the end of the course students are able to:

- 1) discuss the pathophysiology and management of infectious diseases of various organ systems, such as gastrointestinal, respiratory, urogenital, cardiovascular, and central nervous system.
- 2) explain the mechanisms of action, pharmacokinetic properties, adverse effects, and drug interactions of drugs used in infectious diseases.
- 3) interpret laboratory test results with the principles of patient management.
- 4) solve pharmaceutical care issues involving infectious diseases.

Course Synopsis

This module is one of the series of modules that integrates the discipline of pharmacology and clinical pharmacy. In this module, pharmacology of antimicrobials and clinical management of infectious diseases will be discussed. Students will be introduced to the concept of management of infectious diseases in various organ systems such as infections of the cardiovascular, respiratory, gastrointestinal, and central nervous system.

Reference Texts

- 1) Katzung B, Masters S & Trevor A. Basic and Clinical Pharmacology, 12th ed. McGraw Hill, 2012.
- 2) Brunton L, Chadner B & Knollman B. Goodman and Gilman's The Pharmacological Basis of Therapeutics, 12th ed. McGraw Hill, 2011.
- 3) Rang H & Dale M. Rang and Dale Pharmacology, 7th ed. Elsevier, 2011.
- 4) Dipiro JT, Talbert RL, Yee GC & Matzke GR. Pharmacotherapy: A Pathophysiologic Approach, 9th ed. McGraw-Hill, 2014.
- 5) Herfindal ET and Gourley DR. Textbooks of Therapeutics. Drug and Disease management, 8th ed. Williams and Wilkins, 2007.
- 6) Koda Kimble MA, Kradjan WA, Young LY & Guglielmo BJ. Applied Therapeutics. The clinical use of drugs, 10th ed. Lippincott Williams and Wilkins 2012.
- 7) British National Formulary; 2014 or later edition.
- 8) Drug Information Handbook. Lexi-Comp's Clinical Reference Library 2014 or later edition.

Course Coordinator

Mrs. Noorasyikin Shamsuddin

Course Assessment

Course will be assessed by Continuous Assessment 40% and a Final Examination 60%.

2017/2018



YEAR 2 SEMESTER II (2018/2019)

MIB2006: Chromatography, Electrochemistry and Radiochemistry

2 credits

Learning Outcomes

At the end of the course students are able to:

- 1) explain the use of the concepts of electrochemistry in pharmaceutical analysis.
- 2) apply the principles of chromatography.
- 3) apply the concepts of radiochemistry to pharmacy.

Course Synopsis

The module is the continuation of pharmaceutical analysis, to introduce the principles and analytical techniques, which are used in the quality control of drugs and their dosage forms and research and development.

Reference Texts

- 1) Poole, C.F. (2003) The essence of chromatography. Elsevier, Amsterdam.
- 2) Hahn-Deinstrop E. (2007) Applied thin-layer chromatography: best practice and avoidance of mistakes. 2nd ed. Wiley-VCH, Weinheim.
- 3) McNair, H.M., Miller, J.M. (2009) Basic Gas Chromatography. 2nd ed. John Wiley and Sons, New Jersey.
- 4) Snyder L.R., Kirkland, J.J., Dolan, J.W. (2010) Introduction to modern liquid chromatography. 3rd ed. Wiley, New Jersey.
- 5) Theobald, A.E., Sampson, C.B. (2011) Sampson's Textbook of Radiopharmacy. Pharmaceutical Press, London.
- Wang, J. (2006) Analytical Electrochemistry. 3rd ed. Wiley-VCH Publishers, USA.

Course Coordinator

Dr. Leong Kok Hoong

Course Assessment

Course will be assessed by Continuous Assessment 40% and a Final Examination 60%.



MIB2007: Pharmacognosy

2 credits



Learning Outcomes

At the end of the course students are able to:

- 1) relate the importance of bridging allopathic systems of medicine with traditional systems of medicine.
- 2) interpret the cell types, cell inclusions, and the metabolic pathways of secondary metabolite production in plants.
- 3) recognise the phytoconstituents with suitable examples and plants used in Homoeopathic, Chinese, Ayurvedic, and Malay systems of medicine.
- 4) demonstrate the methods of herbal drug evaluation and standardization.

Course Synopsis

This module provides the overview of potential natural sources of drugs and development of natural drugs in the form acceptable to allopathic system of medicine especially from plants. The relationship between the biogenetic pathways and pharmaceutically important secondary metabolites is explained. The module also emphasises on the concepts and techniques in standardization of plant drugs. Aspects on quality control are introduced. The effect of period of collection, method of storage, and processing on the quality of plant drugs will also be explained.

Reference Texts

- 1) Evans, WC., Trease and Evans Pharmacognosy (2009), 16th edition. Saunders Elsevier, Amsterdam, Netherlands.
- 2) Heinrich M., Barnes J., Gibbons S. and Williamson EM., Fundamentals of Pharmacognosy and Phytotherapy (2004), First Edition Churchill Livingstone, Elsevier, Amsterdam, Netherlands.
- 3) Wallis, TE., Text Book of Pharmacognosy (2005), 5th Edition. Pitman Publishers, London, UK.

Course Coordinator

Dr. Shaik Nyamathulla

Course Assessment

Course will be assessed by Continuous Assessment 40% and a Final Examination 60%.

2017/2018



MIB2008: Sterile Pharmaceutical Dosage Form Design

2 credits

89

Learning Outcomes

At the end of the course students are able to:

- 1) recognise the concept of sterile dosage forms, industrial manufacturing process, and process control of sterile dosage forms.
- 2) prepare sterile pharmaceutical dosage form extemporaneously using aseptic technique.
- 3) perform compendial and non-compendial quality control (QC) tests for sterile dosage forms.

Course Synopsis

Students will be introduced to the overall concept and calculations on sterile dosage forms. Students will be introduced to equipments used in the manufacturing and requirement of the manufacturing plant for sterile dosage forms. Students will be given the chance to use the equipment available for practicals in preparation of this dosage form. Students will do hands-on quality control tests and extemporaneous preparation of sterile dosage forms.

Reference Texts

- 1) Aulton's Pharmaceutics (2013): The Design and Manufacture of Medicines, 4th edition, Churchill livingstone, UK.
- 2) Remington: The Science and Practice of Pharmacy (2012), 22nd edition. Mack Publishing Co. USA.
- 3) Ansel's pharmaceutical dosage forms and drug delivery systems (2011), 9th edition, Loyd V. Allen, Nicholas G. Popovich, Howard C. Ansel, Wolters Kluwer Health/Lippincott Williams & Wilkins, Philadelphia, USA.
- 4) British Pharmacopoeia 2012.
- 5) United States Pharmacopoeia 36-NF 31, 2012.
- 6) The Theory and Practice of Industrial pharmacy (1986), by Lachman and Lieberman, 3rd edition, Lea & Febiger, Philadelphia, USA.

Course Coordinator

Dr. Shaik Nyamathulla

Course Assessment

Course will be assessed by Continuous Assessment 40% and a Final Examination 60%.

2017/2018



MIB2009: Basic Immunology and Pharmacotherapy for Immune Disorders

2 credits

90

Learning Outcomes

At the end of the course students are able to:

- 1) discuss the concepts of immunology, pathophysiology, and the management of hypersensitivities and various immune disorders.
- 2) explain the mechanisms of action, pharmacokinetic properties, adverse effects, and drug interactions of drugs used in various autoimmune disorders.
- 3) interpret laboratory test results with the principles of patient management.
- 4) solve pharmaceutical care issues related to these disorders.

Course Synopsis

This module is one of a series of modules that integrates the discipline of pharmacology and clinical pharmacy. In this module, pharmacology of drugs act on the immune system and clinical management of autoimmune disorders will be discussed. Students will also be introduced to the concept of basic immunology, such as inflammation, antigen and immunogenicity, cold-chain reactions and immunization and vaccination.

Reference Texts

- 1) Katzung B, Masters S & Trevor A. Basic and Clinical Pharmacology, 12th ed. McGraw Hill, 2012.
- 2) Brunton L, Chadner B & Knollman B. Goodman and Gilman's The Pharmacological Basis of Therapeutics, 12th ed. McGraw Hill, 2011.
- 3) Rang H & Dale M. Rang and Dale Pharmacology, 7th ed. Elsevier, 2011.
- 4) Dipiro JT, Talbert RL, Yee GC & Matzke GR. Pharmacotherapy: A Pathophysiologic Approach, 9th ed. McGraw-Hill, 2014.
- 5) Herfindal ET and Gourley DR. Textbooks of Therapeutics. Drug and Disease management, 8th ed. Williams and Wilkins, 2007.
- 6) Koda Kimble MA, Kradjan WA, Young LY & Guglielmo BJ. Applied Therapeutics. The clinical use of drugs, 10th ed. Lippincott Williams and Wilkins 2012.
- 7) British National Formulary; 2014 or later edition.
- 8) Drug Information Handbook. Lexi-Comp's Clinical Reference Library 2014 or later edition.

Course Coordinator

Dr. Bassam Abdul Rasool Hassan

Course Assessment

Course will be assessed by Continuous Assessment 40% and a Final Examination 60%.

2017/2018



MIB2010: Pharmacotherapy for Infectious Diseases II

2 credits

16

Learning Outcomes

At the end of the course students are able to:

- 1) discuss the pathophysiology and management of infectious diseases caused by viruses, fungals, and mycobacterias.
- 2) explain the mechanisms of action, pharmacokinetic properties, adverse effects, and drug interactions of drugs used in infectious diseases caused by these organisms.
- 3) interpret laboratory test results with the principles of patient management.
- 4) solve pharmaceutical care issues involving infectious diseases.

Course Synopsis

This module is one of the series of modules that integrates the discipline of pharmacology and clinical pharmacy. In this module, the pharmacology of antimicrobials and clinical management of infectious diseases will be discussed. Students will be introduced to the concept of management of infectious diseases caused by viruses, fungi, and mycobacteria. The mechanism of antibiotic resistance, antibiotic policy, and surgical prophylaxis are also given emphasis.

Reference Texts

- 1) Dipiro JT, Talbert RL, Yee GC & Matzke GR. Pharmacotherapy: A Pathophysiologic Approach, 9th ed. McGraw-Hill, 2014.
- 2) Herfindal ET and Gourley DR. Textbooks of Therapeutics. Drug and Disease management, 8th ed. Williams and Wilkins, 2006.
- 3) Koda Kimble MA, Kradjan WA, Young LY & Guglielmo BJ. Applied Therapeutics. The clinical use of drugs, 10th ed. Lippincott Williams and Wilkins 2012.
- 4) Katzung BG (Ed). Basic and clinical pharmacology. 13th ed. Appleton & Lange, 2014.
- 5) HP Rang, MM Dale. Pharmacology 8th ed. Churchill Livingstone, 2015.
- 6) Brunton L, Chadner B & Knollman B. Goodman and Gilman's The Pharmacological Basis of Therapeutics, 12th ed. McGraw Hill, 2011.
- 7) British National Formulary; 2016 or later edition.
- 8) Drug Information Handbook. Lexi-Comp's Clinical Reference Library 2016 or later edition.

Course Coordinator

Dr. Amira Hajirah Abdul Jamil

Course Assessment

Course will be assessed by Continuous Assessment 40% and a Final Examination 60%.

2017/2018



MIB2011: Pharmacotherapy for Cardiovascular Diseases

3 credits

92

Learning Outcomes

At the end of the course students are able to:

- 1) describe the pathophysiology and management of cardiovascular and cerebrovascular disorders.
- 2) explain the mechanisms of action, pharmacokinetic properties, adverse effects, and drug interactions of drugs used in cardiovascular and cerebrovascular disorders.
- 3) interpret laboratory test results with the principles of patient management.
- 4) solve pharmaceutical care issues for these disorders.

Course Synopsis

This module is one of a series of modules that integrates the discipline of pharmacology and clinical pharmacy. In this module, pharmacology of cardiovascular drugs and clinical management of cardiovascular disorders will be covered. Students will be introduced to the concept of management of various cardiovascular disorders such as hypertension, heart failure, coronary artery disease, arrhythmias, hyperlipidaemia, and stroke. Blood clotting disorders will also be given emphasis.

Reference Texts

- 1) Katzung B, Masters S & Trevor A. Basic and Clinical Pharmacology, 12th ed. McGraw Hill, 2012.
- 2) Brunton L, Chadner B & Knollman B. Goodman and Gilman's The Pharmacological Basis of Therapeutics, 12th ed. McGraw Hill, 2011.
- 3) Rang H & Dale M. Rang and Dale Pharmacology, 7th ed. Elsevier, 2011.
- 4) Dipiro JT, Talbert RL, Yee GC & Matzke GR. Pharmacotherapy: A Pathophysiologic Approach, 9th ed. McGraw-Hill, 2014.
- 5) Herfindal ET and Gourley DR. Textbooks of Therapeutics. Drug and Disease management, 8th ed. Williams and Wilkins, 2007.
- 6) Koda Kimble MA, Kradjan WA, Young LY & Guglielmo BJ. Applied Therapeutics. The clinical use of drugs, 10th ed. Lippincott Williams and Wilkins 2012.
- 7) British National Formulary; 2014 or later edition.
- 8) Drug Information Handbook. Lexi-Comp's Clinical Reference Library 2014 or later edition.

Course Coordinator

Mrs. Syireen Alwi

Course Assessment

Course will be assessed by Continuous Assessment 40% and a Final Examination 60%.

2017/2018



YEAR 3 SEMESTER I (2019/2020)

MIB3001: Solid Pharmaceutical Dosage Form Design

3 credits

Learning Outcomes

At the end of the course students are able to:

- 1) recognise the concept of solid dosage forms.
- 2) recognise the industrial manufacturing process and process control of solid dosage forms.
- 3) perform compendial and non-compendial quality control (QC) tests for solid dosage forms.
- 4) describe the types, usage, and storage of solid dosage forms.

Course Synopsis

Students will be introduced to overall concept and characteristics of solid pharmaceutical dosage form. Students will be introduced to all basic equipments involved in the manufacturing of solid pharmaceutical dosage form. Student will be trained hands-on in optimization of formulation and manufacturing of solid dosage forms using the facilities in the pilot plant. Students will be also trained to do quality control tests of solid dosage forms.

Reference Texts

- 1) Aulton's Pharmaceuticals (2013): The Design and Manufacture of Medicines, 4th edition, Churchill livingstone, UK.
- 2) Remington: The Science and Practice of Pharmacy (2012), 22nd edition. Mack Publishing Co. USA.
- 3) Ansel's pharmaceutical dosage forms and drug delivery systems (2011), 9th edition, Loyd V. Allen, Nicholas G. Popovich, Howard C. Ansel, Wolters Kluwer Health/Lippincott Williams & Wilkins, Philadelphia, USA.
- 4) British Pharmacopoeia 2012. United States Pharmacopoeia 36-NF 31, 2012.

Course Coordinator

Dr. Shaik Nyamathulla

Course Assessment

Course will be assessed by Continuous Assessment 40% and a Final Examination 60%.



MIB3003: Extemporaneous Preparations

2 credits

94

Learning Outcomes

At the end of the course students are able to:

- 1) interpret prescriptions.
- 2) prepare formulations following standards from BNF and BPC.
- 3) design conventional formulations of extemporaneous preparations.
- 4) demonstrate the good dispensing practice.

Course Synopsis

Most of the content of this module involves practical session of dispensing of extemporaneous preparations of various dosage forms (solid, liquid, semi-solid). Students will be trained in reading and screening prescriptions. Methods of dosage calculation, dispensing instructions, and labeling of extemporaneous preparations are also included.

Reference Texts

- 1) Aulton's Pharmaceutics (2013): The Design and Manufacture of Medicines, 4th edition, Churchill Livingstone, UK.
- 2) British National Formulary (BNF) 67 – 2014 or later edition.
- 3) Cooper & Gunn's (2008): Dispensing for Pharmaceutical Students. 12th edition, Carter SJ(ed), Churchill Livingstone, UK.
- 4) British Pharmaceutical Codex (BPC) (2012), Pharmaceutical Society of Britain, the pharmaceutical press, UK.
- 5) Pharmaceutical Calculations (2001), 11th edition, Stoklosa MJ & Ansel HC, Lippincott, William & Wilkins, Philadelphia, USA.
- 6) Martindale: The complete drug reference, (2014), 38th ed., Royal Pharmaceutical Society, the pharmaceutical press, UK.

Course Coordinator

Dr. Shaik Nyamathulla

Course Assessment

Course will be assessed by Continuous Assessment 40% and a Final Examination 60%.

2017/2018



MIB3004: Principles and Applications of Pharmacokinetics

2 credits

95

Learning Outcomes

At the end of the course students are able to:

- 1) describe the different approaches in pharmacokinetic analyses.
- 2) determine pharmacokinetic parameters by interpreting the relationship between dosing regimen and time course of serum, plasma, or other body fluid drug concentration data.
- 3) formulate appropriate dosing regimens utilizing derived pharmacokinetic parameters in specific patient demographics and organ function.

Course Synopsis

This module is designed to help students to understand the principles of pharmacokinetics, and to apply these principles to pharmacy practice including therapeutic drug monitoring of specific drugs, leading to the quality use of drugs and better patient outcome.

Reference Texts

- 1) Clinical Pharmacokinetics/ edited by John E. Murphy ISBN 9789746520836 - Bethesda, Md : American Society of Health-System Pharmacists, 2009.
- 2) Clinical Pharmacokinetics/ edited by Soraya Dhillon, Andrzej Kostrzewski ISBN 9780853695714 - London : Pharmaceutical Press, 2009.
- 3) Clinical Pharmacokinetics and pharmacodynamics : concepts and applications / Malcolm Rowland and Thomas N. Tozer ISBN 9780781750097 - New York : Lippincott Williams & Wilkins, 2011.
- 4) Biopharmaceutics and Pharmacokinetics / Venkateswarlu, V Pharmamed ISBN: 9788188449514 ; Hyderabad [India]: PharmaMed Press, 2008. On Ebrary e-Books.
- 5) Therapeutic drug monitoring / edited by GE Schumacher Appleton and Lange, Norwalk, Connecticut, 1995.

Course Coordinator

Miss Mary Lee Hong Gee

Course Assessment

Course will be assessed by Continuous Assessment 40% and a Final Examination 60%.

2017/2018



MIB3005: Pharmacotherapy for Endocrine Disorders

3 credits

96

Learning Outcomes

At the end of the course students are able to:

- 1) describe the pathophysiology and management of endocrine and metabolic disorders.
- 2) explain the mechanisms of action, pharmacokinetic properties, adverse effects, and drug interactions of drugs used in endocrine and metabolic disorders.
- 3) interpret laboratory test results with the principles of patient management.
- 4) solve pharmaceutical care issues for these disorders.

Course Synopsis

This module is one of a series of modules that integrates the discipline of pharmacology and clinical pharmacy. In this module, pharmacology of endocrine drugs and clinical management of endocrine disorders will be covered. Students will be introduced to the concept of management of various endocrine disorders such as diabetes mellitus, diabetes insipidus, thyroid and parathyroid disorders, adrenal, pituitary and hypothalamus glands disorders, obesity, and osteoporosis.

Reference Texts

- 1) Brunton L, Chadner B & Knollman B. Goodman and Gilman's The Pharmacological Basis of Therapeutics, 12th ed. McGraw Hill, 2011.
- 2) Katzung BG (Ed). Basic and clinical pharmacology. 13th ed. McGraw-Hill, 2015.
- 3) HP Rang, MM Dale. Pharmacology 7th ed. Churchill Livingstone, 2012.
- 4) DiPiro JT, Talbert RL, Yee GC & Matzke GR. Pharmacotherapy: A Pathophysiologic Approach, 8th ed. McGraw-Hill, 2011.
- 5) Herfindal ET and Gourley DR. Textbooks of Therapeutics. Drug and Disease management, 7th ed. Williams and Wilkins, 2000.
- 6) Koda Kimble MA, Kradjan WA, Young LY & Guglielmo BJ. Applied Therapeutics. The clinical use of drugs, 10th ed. Lippincott Williams and Wilkins 2013.
- 7) British National Formulary; 2014 or later edition.
- 8) Drug Information Handbook. Lexi-Comp's Clinical Reference Library 2013 or later edition.

Course Coordinator

Dr. Amira Hajirah Abdul Jamil

Course Assessment

Course will be assessed by Continuous Assessment 40% and a Final Examination 60%.

2017/2018



MIB3006: Anaesthesia and Pharmacotherapy for Neurological Disorders

2 credits

97

Learning Outcomes

At the end of the course students are able to:

- 1) describe the pathophysiology and management of neurological disorders, as well as principles of the premedication and anaesthesia.
- 2) explain the mechanisms of action, pharmacokinetic properties, adverse effects, and drug interactions of drugs used in neurological disorders, local, and general anaesthetics.
- 3) interpret laboratory test results with the principles of patient management.
- 4) solve pharmaceutical care issues for these disorders.

Course Synopsis

This module is one of a series of modules that integrates the discipline of pharmacology and clinical pharmacy. In this module, the clinical management of neurological disorders, principles of premedication and anaesthesia, as well the pharmacology and application of related drugs will be covered. Students will be introduced to the concept of management of various neurological disorders such as Alzheimer, Parkinson, and epilepsy.

Reference Texts

- 1) Katzung B, Masters S & Trevor A. Basic and Clinical Pharmacology, 12th ed. McGraw Hill, 2012.
- 2) Brunton L, Chadner B & Knollman B. Goodman and Gilman's The Pharmacological Basis of Therapeutics, 12th ed. McGraw Hill, 2011.
- 3) Rang H & Dale M. Rang and Dale Pharmacology, 7th ed. Elsevier, 2011.
- 4) Dipiro JT, Talbert RL, Yee GC & Matzke GR. Pharmacotherapy: A Pathophysiologic Approach, 9th ed. McGraw-Hill, 2014.
- 5) Herfindal ET and Gourley DR. Textbooks of Therapeutics. Drug and Disease management, 8th ed. Williams and Wilkins, 2007.
- 6) Koda Kimble MA, Kradjan WA, Young LY & Guglielmo BJ. Applied Therapeutics. The clinical use of drugs, 10th ed. Lippincott Williams and Wilkins 2012.
- 7) British National Formulary; 2014 or later edition.
- 8) Drug Information Handbook. Lexi-Comp's Clinical Reference Library 2014 or later edition.

Course Coordinator

Assoc. Prof. Dr. Najihah Mohd Hashim

Course Assessment

Course will be assessed by Continuous Assessment 40% and a Final Examination 60%.

2017/2018



MIB3007: Biostatistics and Epidemiology

2 credits

98

Learning Outcomes

At the end of the course students are able to:

- 1) calculate and interpret measures of frequency (rates, ratios, incidence, prevalence) and effects (relative risk, odds ratio, absolute risk NNT).
- 2) describe advantages, disadvantages, elements of study design, and appropriate effect measures for various epidemiological study designs.
- 3) identify potential sources of bias and their probable effect on the validity of a study or study findings (selection bias, information bias, confounding).
- 4) detect confounding and effect modification (including stratification, randomization, matching).

Course Synopsis

Introduces biostatistical and epidemiological concepts necessary for the interpretation, evaluation, and communication particularly applicable to biomedical health sciences. Topics include: descriptive statistics, estimation and hypothesis testing, correlation, regression, contingency tables, graphical data displays, introduction to SPSS, biomedical study design, randomization, control bias, variability, and confounding. Data analysis using SPSS will be an essential component of the module. Students participate in group projects, group discussions, and oral presentations.

Reference Texts

- 1) Basic & clinical biostatistics 4th ed. Dawson, Beth. New York: McGraw-Hill, 2004.
- 2) Principles of biostatistics 2nd ed. Pagano, Marcello. Pacific Grove, CA: Duxbury, 2000.
- 3) Pharmacoepidemiology, 5th ed. B. L. Strom, S. E. Kimmel and S. Hennessy (Eds), Oxford, UK:Wiley-Blackwell, 2012.
- 4) Epidemiology. Gordis, Leon. Philadelphia, USA: Elsevier/Saunders, 2009.
- 5) How to read a paper: the basics of evidence based medicine 2nd ed. Greenhalgh, Trisha. London: BMJ, 2001.
- 6) Articles handout in lectures.

Course Coordinator

Prof. Datin Dr. Zorah Aziz

Course Assessment

Course will be assessed by Continuous Assessment 40% and a Final Examination 60%.

2017/2018



MIB3008: Management Skills for Pharmacists

2 credits

99

Learning Outcomes

At the end of the course students are able to:

- 1) define a healthy working environment in various settings of a pharmacy profession.
- 2) discuss the basic entrepreneurship skills needed for pharmacists.
- 3) demonstrate the skills in resolving issues through problem solving, conflict, and stress management.
- 4) apply effective management skills such as proper leadership, effective delegation, empowerment, and motivation in real time.

Course Synopsis

Students will be introduced and exposed to the theory of management and its application in the profession of pharmacy.

Reference Texts

- 1) Essential Management Skills for Pharmacy and Business Managers (2013) Titus De Silva, Productivity Press.
- 2) Pharmacy Management, Leadership, Marketing and Finance (2012) by Marie A. Chisholm-Burns, Allison M. Vaillancourt, Marv Shepherd, ISBN-13:978-1449660284 2nd Edition. Jones & Bartlett Learning, USA.

Course Coordinator

Dr. Nur Akmarina Mohd Said

Course Assessment

Course will be assessed by Continuous Assessment 50% and a Final Examination 50%.

2017/2018



YEAR 3 SEMESTER II (2019/2020)

MIB3010: Advanced Pharmaceutical Dosage Form Design

3 credits

Learning Outcomes

At the end of the course students are able to:

- 1) identify advanced dosage forms, which are new in the market and those in research stage.
- 2) illustrate the use of various types of polymers in the formulation of advanced dosage forms.
- 3) formulate slow release, sustained release, targeted release dosage forms, and those suitable for macromolecular delivery.
- 4) describe the types, usage, and storage of advanced dosage forms.

Course Synopsis

Students will be introduced to overall concept and principles of advanced pharmaceutical products. Students will be introduced to the basic materials and equipment in manufacturing of advanced products. Students will be introduced to various types of advanced products in the market or those that are still in the research pipeline.

Reference Texts

- 1) Aulton's Pharmaceuticals (2013): The Design and Manufacture of Medicines, 4th edition, Churchill livingstone, UK.
- 2) Remington: The Science and Practice of Pharmacy (2012), 22nd edition. Mack Publishing Co. USA.
- 3) Ansel's pharmaceutical dosage forms and drug delivery systems (2011), 9th edition, Loyd V. Allen, Nicholas G. Popovich, Howard C. Ansel, Wolters Kluwer Health/Lippincott Williams & Wilkins, Philadelphia, USA.
- 4) British Pharmacopoeia 2012.
- 5) United States Pharmacopoeia 36-NF 31, 2012.

Course Coordinator

Dr. Leong Kok Hoong

Course Assessment

Course will be assessed by Continuous Assessment 40% and a Final Examination 60%.



MIB301 I: Pharmacotherapy for Renal Disorders, Cancer and Pain

2 credits

101

Learning Outcomes

At the end of the course students are able to:

- 1) describe the pathophysiology and management of cancer, pain, and renal disorders.
- 2) explain the mechanisms of action, pharmacokinetic properties, adverse effects, and drug interactions of drugs used in the management of cancer, pain and renal disorders.
- 3) interpret laboratory test results based on the principles of patient management.
- 4) solve pharmaceutical care issues that are relevant to these disorders.

Course Synopsis

This module is one of the series of modules that integrates the discipline of pharmacology and clinical pharmacy. In this module, the pharmacology of drugs used for the clinical management of pain, cancer, and renal disorders will be taught. Students will be introduced to the concepts of the clinical management of various pain disorders, cancers such as solid and non-solid cancers, as well as renal disorders, which include acute kidney injury and chronic renal failure.

Reference Texts

- 1) Katzung B, Masters S & Trevor A. Basic and Clinical Pharmacology, 12th ed. McGraw Hill, 2012.
- 2) Brunton L, Chadner B & Knollman B. Goodman and Gilman's The Pharmacological Basis of Therapeutics, 12th ed. McGraw Hill, 2011.
- 3) Rang H & Dale M. Rang and Dale Pharmacology, 7th ed. Elsevier, 2011.
- 4) Dipiro JT, Talbert RL, Yee GC & Matzke GR. Pharmacotherapy: A Pathophysiologic Approach, 9th ed. McGraw-Hill, 2014.
- 5) Herfindal ET and Gourley DR. Textbooks of Therapeutics. Drug and Disease management, 8th ed. Williams and Wilkins, 2007.
- 6) Koda Kimble MA, Kradjan WA, Young LY & Guglielmo BJ. Applied Therapeutics. The clinical use of drugs, 10th ed. Lippincott Williams and Wilkins 2012.
- 7) British National Formulary; 2015 or later edition.
- 8) Drug Information Handbook. Lexi-Comp's Clinical Reference Library 2014 or later edition.

Course Coordinator

Dr. Fatiha Hana Shabaruddin

Course Assessment

Course will be assessed by Continuous Assessment 40% and a Final Examination 60%.

2017/2018



MIB3012: Pharmacotherapy for Psychiatric Disorders

2 credits

102

Learning Outcomes

At the end of the course students are able to:

- 1) describe the pathophysiology and management of psychiatric disorders.
- 2) explain the mechanisms of action, pharmacokinetic properties, adverse effects, and drug interactions of drugs used in psychiatric disorders.
- 3) interpret laboratory test results with the principles of patient management.
- 4) solve pharmaceutical care issues for these disorders.

Course Synopsis

This module is one of a series of modules that integrates the discipline of pharmacology and clinical pharmacy. In this module, pharmacology of psychiatric drugs and clinical management of psychiatric disorders will be covered. Students will be introduced to the concept of management of various psychiatric disorders such as depression, anxiety, schizophrenia, and Alzheimer. Substance-related disorders will also be given emphasis.

Reference Texts

- 1) Katzung B, Masters S & Trevor A. Basic and Clinical Pharmacology, 12th ed. McGraw Hill, 2012.
- 2) Brunton L, Chadner B & Knollman B. Goodman and Gilman's The Pharmacological Basis of Therapeutics, 12th ed. McGraw Hill, 2011.
- 3) Rang H & Dale M. Rang and Dale Pharmacology, 7th ed. Elsevier, 2011.
- 4) Dipiro JT, Talbert RL, Yee GC & Matzke GR. Pharmacotherapy: A Pathophysiologic Approach, 9th ed. McGraw-Hill, 2014.
- 5) Herfindal ET and Gourley DR. Textbooks of Therapeutics. Drug and Disease management, 8th ed. Williams and Wilkins, 2007.
- 6) Koda Kimble MA, Kradjan WA, Young LY & Guglielmo BJ. Applied Therapeutics. The clinical use of drugs, 10th ed. Lippincott Williams and Wilkins 2012.
- 7) British National Formulary; 2014 or later edition. Drug Information Handbook. Lexi-Comp's Clinical Reference Library 2014 or later edition.

Course Coordinator

Dr. Bassam Abdul Rasool Hassan

Course Assessment

Course will be assessed by Continuous Assessment 40% and a Final Examination 60%.

2017/2018



MIB3014: Evidence-Based Pharmacotherapy

2 credits

103

Learning Outcomes

At the end of the course students are able to:

- 1) recognise the format, steps, processes, and application of systematic reviews and meta-analysis.
- 2) relate the methodology and statistical concepts associated with systematic reviews and meta-analysis.
- 3) interpret the results of a systematic review and meta-analysis.
- 4) appraise systematic reviews and meta-analysis according to quality criteria.

Course Synopsis

The aim of this module is to provide an introduction to systematic review methodology and critical appraisal skills. Attention will be restricted to the quantitative evaluation of effectiveness in health-related research. Topics include the role of systematic reviews and meta-analysis and their impact, developing a protocol for a systematic review, literature searching, critical appraisal of primary studies and systematic reviews, data extraction synthesis, and meta-analysis. The module will use a combination of group work, discussion, and presentation.

Reference Texts

- 1) Cochrane Handbook for Systematic Reviews of Interventions Version 5.1.0 [updated March 2011]. Higgins JPT, Green S (editors). The Cochrane Collaboration, 2011. Available from www.cochrane-handbook.org.
- 2) Evidence-based medicine: how to practice and teach EBM Sackett, David L. Philadelphia: Saunders, 2000.
- 3) How to read a paper: the basics of evidence based medicine 2nd ed. Greenhalgh, Trisha. London: BMJ, 2001.
- 4) Articles handout in lectures.

Course Coordinator

Prof. Datin Dr. Zorah Aziz

Course Assessment

Course will be assessed by Continuous Assessment 40% and a Final Examination 60%.

2017/2018



MIB3015: Pharmacy Ethics and Legislation

2 credits

104

Learning Outcomes

At the end of the course students are able to:

- 1) apply the different pharmacy legislation in daily carrying on the business of pharmacy.
- 2) apply the requirement of regulatory authority on different pharmaceutical products in Malaysia.
- 3) perform enforcement and court presentation on pharmacy cases in Malaysia.
- 4) relate advice to other professional and the general public on legislation of drug and pharmaceutical in Malaysia.
- 5) practise the professional ethics of pharmacist.

Course Synopsis

Students will be introduced to the concept of basic laws and legislation followed by the understanding of the five Malaysian pharmaceutical legislations. These legislations govern the control on chemical and pharmaceutical material, medicine, advertisement of medicine and medical matters, and the professional ethics of pharmacist.

Reference Texts

- 1) The Poisons Act 1952.
- 2) The Medicines Advertisement and Sales act 1956.
- 3) The Drug sales Act 1952.
- 4) Registration of Pharmacists Act 1951.
- 5) Dangerous Drugs Act 1952.
- 6) Pharmacist Malaysian Code of Conduct.
- 7) Medicine Trade Act.

Course Coordinator

Dr. Riyanto Teguh Widodo

Course Assessment

Course will be assessed by Continuous Assessment 40% and a Final Examination 60%.

2017/2018



YEAR 3 SPECIAL SEMESTER (2019/2020)

MIB3016: Professional Pharmacy Attachment

2 credits

Learning Outcomes

At the end of the course students are able to:

- 1) discuss the roles of pharmacists in both hospital pharmacies, and community pharmacies or pharmaceutical industries.
- 2) describe the various services provided in a both hospital pharmacy, and community pharmacy or pharmaceutical industry.

Course Synopsis

This module involves attachment of students to both hospital pharmacy, and community pharmacy or pharmaceutical industry. The student will be familiar with the roles of pharmacists in the various sectors of pharmacy services and also know the activities or services provided by these pharmacies.

Reference Texts

- 1) British National Formulary (BNF), British Medical Association, 2014, or later edition.
- 2) USP-DI Vol. I Information for the Health Care Provider, Pennsylvania, The United States Pharmacopoeia Convention, Inc, or later edition.
- 3) Blenkinsopp A and Paxton P. Symptoms in the Pharmacy: A Guide to the Management of Common Illness, Blackwell Scientific Publications, 2009.
- 4) Handbook of Nonprescription Drugs, American Pharmacists Association, or later edition.
- 5) MIMS, CMPMedica Pacific Ltd., Malaysia, 2014, or later edition.
- 6) Waterfield J. Community Pharmacy Handbook. Pharmaceutical Press, London, 2008.
- 7) Drug Information Handbook. Lexi-Comp's Clinical Reference Library 2014, or later edition.

Course Coordinator

Miss Mary Lee Hong Gee

Course Assessment

Course will be assessed by Continuous Assessment 100%.



YEAR 4 SEMESTER I (2020/2021)

MIB400I: Pharmaceutical Quality Assurance

2 credits

106

Learning Outcomes

At the end of the course students are able to:

- 1) describe the Quality System enforced on pharmaceutical manufacturers, wholesalers, and importers.
- 2) discuss the requirement of Quality System for analytical laboratories.
- 3) explain the validation technique for manufacturing process and quality control in pharmaceutical industry.

Course Synopsis

Students will be introduced to the overall concept of Quality Assurance, the need of Quality Assurance in Pharmaceutical Industries and its applications. Student will be introduced to the concept of GMP plan layout for the manufacturing facility of dosage forms. Students will be introduced to different elements of Quality Assurance, Principles of GMP, GLP, GSP and their regulations. International standards of quality and their relevance to Quality Assurance will be explained

Reference Texts

- 1) Remington: The Science and Practice of Pharmacy (2012), 22nd edition. Mack Publishing Co. USA.
- 2) Sale of Drugs Act 1952.
- 3) Rules of Drugs and Cosmetics act 1984.
- 4) Quality Assurance guidelines Malaysia and the Union Health Organization (WHO), 2014.
- 5) Good Manufacturing Practices for Pharmaceuticals: A Plan for Total Quality Control from Manufacturer to consumer (2000), 5th edition by Sidney Willig, CRC Press, USA
- 6) Pharmaceutical Inspection Co-operation Scheme GMP guidelines, 2014.

Course Coordinator

Dr. Riyanto Teguh Widodo

Course Assessment

Course will be assessed by Continuous Assessment 40% and a Final Examination 60%.

2017/2018



MIB4002: Pharmacoeconomics

2 credits

107

Learning Outcomes

At the end of the course students are able to:

- 1) explain different methods of economic evaluations of health care programmes.
- 2) determine the different types of costs that relate to different perspectives used in economic evaluations.
- 3) critically appraise published economic evaluations of health care programmes for health care decision making.

Course Synopsis

Students will be taught the key principles of pharmacoeconomics and be exposed to issues relating to the delivery of health care. The use of data from economic evaluations to inform health care decision making will be discussed.

Reference Texts

- 1) Drummond MF, Sculpher MJ, Torrance GW, O'Brien BJ, Stoddart GL (2005) *Methods for the Economic Evaluation of Health Care Programmes*. 3rd edition. Oxford Press.
- 2) Elliott R, Payne K (2005) *Essentials of Economic Evaluation in Health Care*. 4th edition. Pharmaceutical Press.
- 3) Morris S, Devlin N, Parkin D (2007) *Economic Analysis in Health Care*. John Wiley and Sons.
- 4) Gray A, Clarke P, Wolstenholme J, Wordsworth S (2010) *Applied Methods of Cost-Effectiveness Analysis in Health Care*. Oxford University Press.

Course Coordinator

Dr. Fatiha Hana Shabaruddin

Course Assessment

Course will be assessed by Continuous Assessment 40% and a Final Examination 60%.

2017/2018



MIB4004: Hospital and Community Pharmacy Practice

3 credits

108

Learning Outcomes

At the end of the course students are able to:

- 1) describe the roles of hospital and community pharmacists.
- 2) evaluate common health problems presented at community pharmacies and provide appropriate counselling.
- 3) interpret screening tests such as blood glucose levels.
- 4) perform prescriptions screening and resolve any discrepancies.

Course Synopsis

The roles of hospital and community pharmacists will be explained in detail. Students will be trained to check prescriptions thoroughly and to prevent medication errors. Emphasis will be placed on therapeutic uses of drugs, abnormal doses, drug-drug interactions, and contraindications. Issues related to medication adherence will be emphasised. The general structure of a community pharmacy including benchmarking requirements will be discussed. Measures to encourage the general public on self-care will be provided. Screening tests such as blood glucose tests will be explained. Some common minor health ailments and general principles of responding to symptoms in a community pharmacy will be discussed. Methods of counselling and interactions between a pharmacist with patients and doctors will be emphasised through role-play.

Reference Texts

- 1) British National Formulary (BNF), British Medical Association, 2014, or later edition.
- 2) USP-DI Vol. I Information for the Health Care Provider, Pennsylvania, The United States Pharmacopoeia Convention, Inc, or later edition.
- 3) Blenkinsopp A and Paxton P. Symptoms in the Pharmacy: A Guide to the Management of Common Illness, Blackwell Scientific Publications, 2009.
- 4) Handbook of Nonprescription Drugs, American Pharmacists Association, or later edition.
- 5) MIMS, CMPMedica Pacific Ltd., Malaysia, 2014, or later edition.
- 6) Waterfield J. Community Pharmacy Handbook. Pharmaceutical Press, London, 2008.
- 7) Drug Information Handbook. Lexi-Comp's Clinical Reference Library 2014, or later edition.

Course Coordinator

Dr. Wong Yuen Fei

Course Assessment

Course will be assessed by Continuous Assessment 100%.

2017/2018



MIB4005: Clinical Clerkship I

2 credits

109

Learning Outcomes

At the end of the course students are able to:

- 1) demonstrate an understanding of medical case reports of patients.
- 2) interpret laboratory results with regards to the pathophysiologic changes due to diseases.
- 3) identify the pharmaceutical care issues from the clerked cases.
- 4) apply the principles of drug management to resolve pharmaceutical care issues associated with it.

Course Synopsis

This module includes clerkships at the wards in University Malaya Medical Centre (UMMC). The focus of this module is on clerkship and clinical case presentation by the students in order to further equip them to provide pharmaceutical care to patients.

Reference Texts

- 1) Galt KA. Developing clinical practice skills for pharmacists. American Society of Health-System Pharmacists Publication 2006.
- 2) Tietze KJ. Clinical skills for pharmacists: a patient-focused approach. St. Louis: Elsevier/Mosby, 2012.
- 3) Katzung B, Masters S & Trevor A. Basic and Clinical Pharmacology, 12th ed. McGraw Hill, 2012.
- 4) Brunton L, Chadner B & Knollman B. Goodman and Gilman's The Pharmacological Basis of Therapeutics, 12th ed. McGraw Hill, 2011.
- 5) Rang H & Dale M. Rang and Dale Pharmacology, 7th ed. Elsevier, 2011.
- 6) Dipiro JT, Talbert RL, Yee GC & Matzke GR. Pharmacotherapy: A Pathophysiologic Approach, 9th ed. McGraw-Hill, 2014.
- 7) Walker R. Clinical pharmacy and therapeutics. Churchill Livingstone, 2003.
- 8) Koda Kimble MA, Kradjan WA, Young LY & Guglielmo BJ. Applied Therapeutics. The clinical use of drugs, 10th ed. Lippincott Williams and Wilkins 2012.
- 9) Drug Information Handbook. Lexi-Comp's Clinical Reference Library 2014 or later edition.

Course Coordinator

Miss Mary Lee Hong Gee

Course Assessment

Course will be assessed by Continuous Assessment 100%.

2017/2018



MIB4006: Research Methodology

2 credits

1101

Learning Outcomes

At the end of the course students are able to:

- 1) recognise the basic principles of research, various types of research, and the importance of research ethics.
- 2) manage relevant information from multiple sources.
- 3) produce a written research protocol and an oral protocol presentation.

Course Synopsis

Students will be introduced to various types of research, e.g. laboratory-based, technology-based, and social research that involve survey work. Besides being exposed to methods for protocol writing and usage of referencing manager, students will also be exposed to the importance of ethics in research. This module will prepare the students for Research Project module in the coming semester.

Reference Texts

- 1) Field A, Hole GJ (2008) How to design and report experiments. SAGE publications Ltd, London.
- 2) Smith F (2002) Research methods in Pharmacy Practice. Pharmaceutical Press, London.
- 3) Chung LY, Samsinah Hj. Hussain (2003) Bachelor of Pharmacy (Honours) Undergraduate Research Guidelines for MWEF 3185 Research Methodology and MWEF 3186 Research Project. Department of Pharmacy, Faculty of Medicine, University of Malaya, Kuala Lumpur, Malaysia.

Course Coordinator

Assoc. Prof. Dr. Michael James Christopher Buckle

Course Assessment

Course will be assessed by Continuous Assessment 100%.

2017/2018



YEAR 4 SEMESTER II (2020/2021)

MIB4007: Industrial Pharmacy and Regulatory Control

2 credits

Learning Outcomes

At the end of the course students are able to:

- 1) compare the trend and forecast of the global pharmaceutical industry to that in Malaysia.
- 2) describe the process of drug registration with the National Pharmaceutical Control Bureau of Malaysia.
- 3) discuss the techniques and requirements of research in production of generic products.

Course Synopsis

Students will be introduced to the concept of comprehensive characteristics of the pharmaceutical industry in Malaysia and compare that with developed countries. Students will be introduced to Malaysian pharmaceutical regulatory control, method of registration, and legal issues. Students will be introduced to the principles of drug development, at laboratory level, pilot scale level, at the factory level, and the process of "scaling-up".

Reference Texts

- 1) Aulton's Pharmaceuticals (2013): The Design and Manufacture of Medicines, 4th edition, Churchill livingstone, UK.
- 2) Remington: The Science and Practice of Pharmacy (2012), 22nd edition. Mack Publishing Co. USA.
- 3) Sale of Drugs Act 1952.
- 4) Rules of Drugs and Cosmetics act 1984.
- 5) Quality Assurance guidelines Malaysia and the Union Health Organization (WHO), 2014.
- 6) Good Manufacturing Practices for Pharmaceuticals: A Plan for Total Quality Control from Manufacturer to consumer (2000), 5th edition by Sidney Willig, CRC Press, USA.
- 7) Pharmaceutical Inspection Co-operation Scheme GMP guidelines, 2014.

Course Coordinator

Dr. Riyanto Teguh Widodo

Course Assessment

Course will be assessed by Continuous Assessment 40% and a Final Examination 60%.



MIB4008: Clinical Clerkship II

2 credits

112

Learning Outcomes

At the end of the course students are able to:

- 1) identify specific characteristics in age or disease-related changes that need special attention with regards to optimizing drug therapy and minimizing adverse drug reactions.
- 2) evaluate the drug therapy for patient care in the ward.
- 3) formulate an effective therapeutic management plan for drug and non-drug treatment for a particular disease state.

Course Synopsis

This module is a continuation of the Clinical Clerkship I. The learning for this module is based on ward visits and discussion with the clinical preceptors. The focus of this module is on the clerkship and the clinical case presentation by students in order to further equip them to provide pharmaceutical care to patients.

Reference Texts

- 1) Galt KA. Developing clinical practice skills for pharmacists. American Society of Health-System Pharmacists Publication 2006.
- 2) Tietze KJ. Clinical skills for pharmacists: a patient-focused approach. St. Louis: Elsevier/Mosby, 2012.
- 3) Katzung B, Masters S & Trevor A. Basic and Clinical Pharmacology, 12th ed. McGraw Hill, 2012.
- 4) Brunton L, Chadner B & Knollman B. Goodman and Gilman's The Pharmacological Basis of Therapeutics, 12th ed. McGraw Hill, 2011.
- 5) Rang H & Dale M. Rang and Dale Pharmacology, 7th ed. Elsevier, 2011.
- 6) DiPiro JT, Talbert RL, Yee GC & Matzke GR. Pharmacotherapy: A Pathophysiologic Approach, 9th ed. McGraw-Hill, 2014.
- 7) Herfindal ET and Gourley DR. Textbooks of Therapeutics. Drug and Disease management, 8th ed. Williams and Wilkins, 2007.
- 8) Koda Kimble MA, Kradjan WA, Young LY & Guglielmo BJ. Applied Therapeutics. The clinical use of drugs, 10th ed. Lippincott Williams and Wilkins 2012.
- 9) Drug Information Handbook. Lexi-Comp's Clinical Reference Library 2014 or later edition.

Course Coordinator

Miss Mary Lee Hong Gee

Course Assessment

Course will be assessed by Continuous Assessment 100%.

2017/2018



MIB4009: Research Project

6 credits

113

Learning Outcomes

At the end of the course students are able to:

- 1) apply the principles of research in carrying out data collection.
- 2) analyse data correctly.
- 3) compose research findings.
- 4) critique research findings in relation to published literature.
- 5) produce a written dissertation according to the requirements and an oral presentation of the research findings using audiovisual aid.

Course Synopsis

Students will carry out their research project under the supervision and guidance of the respective lecturers in the Dept. of Pharmacy. They will collect data, analyse them and write up their dissertations. Every student will also present their work orally.

Reference Texts

- 1) Field A, Hole GJ (2008) How to design and report experiments. SAGE publications Ltd, London.
- 2) Smith F (2002) Research methods in Pharmacy Practice. Pharmaceutical Press, London.
- 3) Chung LY, Samsinah Hj. Hussain (2003) Bachelor of Pharmacy (Honours) Undergraduate Research Guidelines for MWEF 3185 Research Methodology and MWEF 3186 Research Project. Department of Pharmacy, Faculty of Medicine, University of Malaya, Kuala Lumpur, Malaysia.

Course Coordinator

Assoc. Prof. Dr. Michael James Christopher Buckle

Course Assessment

Course will be assessed by Continuous Assessment 100%.

2017/2018



2017/2018

UNDERGRADUATE GUIDEBOOK

Faculty of Medicine

BIO MEDICAL SCIENCE



Message from Head Department

On behalf of all academic staff, I wish you my heartiest congratulations for being among those selected into the Biomedical Science Programme.

We appreciate and acknowledge the intellectual ability and enthusiasm that you bring with you. Biomedical Science is well recognised worldwide as a professional degree. In Malaysia, since February 2016, (Allied Health Profession Act 2016-Act 774), this degree is recognized as a professional degree.

You will spend at least 4 years as a Biomedical Science student in this university. This programme will provide a good platform for you to learn and grow to be a holistic, competent Biomedical Science graduate. We hope you will make full use of the opportunities provided for self-development and to be knowledgeable, skilful and ethical.

This guidebook was prepared by the Department of Biomedical Science so as to serve as a quick reference for information pertaining to the course structure, requirement and goals of the programme. You are expected to familiarise with the information provided in this guidebook so that you can plan well and obtain your degree within the stipulated time.

This guide book also provides contact details of the course coordinators who may be approached whenever the need arises.

We wish you a very warm welcome to the Biomedical Science Programme and we hope that you will have an exciting, challenging and fruitful experience.

Professor Dr. Umah Rani Kuppusamy
Head
Department of Biomedical Science



ACADEMIC STAFF

HEAD OF DEPARTMENT

PROFESSOR




Prof. Dr. Umah Rani Kuppusamy

BSc (Mal), PhD (S'pore)

Email: umah@um.edu.my

Tel: +603-79674900

PROFESSOR



Prof. Dr. Chua Kek Heng

BSc (Mal), MSc (Mal), PhD (Mal)

Email: khchua@um.edu.my

Tel: +603-79676607



SENIOR LECTURERS

117



Dr. Suzita Mohd Noor

BBiomedSc (Mal), MMedSc (Mal), PhD (Deakin)

Email : suzita@um.edu.my

Tel: +603-79674901



Dr. Azlina Ahmad Annuar

BSc (UCL), PhD (Imperial)

Email: azlina_aa@um.edu.my

Tel: +603-79674948



Dr. Ong Kien Chai

BSc (UKM), PhD (Mal)

Email : kcong@um.edu.my

Tel: +603-79674799



Dr. Rozaida Poh Yuen Ying

BSc (Mal), MMedSc (Mal), PhD (Mal)

Email: rozaiday@um.edu.my

Tel: +603-79676611




Dr. Anwar Norazit

BBiomedSc (Mal), MMedSc (Mal), PhD
(Griffith)

Email: anwar.norazit@um.edu.my

Tel: +603-79676649



Dr. Kee Boon Pin

BBiomedSc (Mal), PhD (Mal)

Email: bpkee@um.edu.my

Tel: +603-79676601

2017/2018



SENIOR LECTURERS

118



Dr. Chai Hwa Chia

BBiomedSc (Mal), MMedSc (Mal), PhD (Mal)

Email: hccha18@um.edu.my

Tel: +603-79677522



Dr. Puah Suat Moi

Bsc (Mal), MMedSc (Mal), PhD (Mal)

Email: suatmoi@um.edu.my

Tel: +603-79677511



Dr. Nur'Ain Salehen

BSc (Bradford), MSc (Leicester), PhD (Leicester)

Email: nurain_36@um.edu.my

Tel: +603-79674902



Dr. Bavani Arumugam

Bsc (Mal), Msc (Mal) PhD (Mal)

Email: bavani@um.edu.my


Tel: +603-79677898

2017/2018



GENERAL STAFF

MEDICAL LAB TECHNOLOGISTS



Pn. Jauhar Lisa Binti Junaidi
Email : lisa@um.edu.my
Tel: +603-79674949



Pn. Siti Aisha Binti Hassan
Email: aisha1@um.edu.my
Tel: +603-79674949



Pn. Norhayati Binti Md. Arifin
Email : yatie87@um.edu.my
Tel: +603-79674949



Pn. Norul Ezzah
Email: ezzah87@um.edu.my
Tel: +603-79676603



Pn. Siti Nor Rabiatalmadia Binti Malek Razuan
Email: mianaifie@um.edu.my
Tel: +603-79677507



Cik Noor Faten Binti Dollah
Email: faten@um.edu.my
Tel: +603-79676603



Cik Nur Wahida Binti Abdul Rahman
Email: nurwahida@um.edu.my
Tel: +603-79674949



ASSISTANT SCIENCE OFFICERS



Cik Noor Haswani Binti Hamidy
Email: haswanihamidy@um.edu.my
Tel: +603-79677507



Cik Noor Khairina Binti Hashim
Email: khairinahashim@um.edu.my
Tel: +603-79677507

ADMINISTRATIVE ASSISTANTS



Pn. Noremi Binti Mahusin
Email: noremi@um.edu.my
Tel: +603-7966616



Cik Nurliyana Sufina
Email: sufina@um.edu.my
Tel: +603-7966605

OPERATIONAL ASSISTANTS



Pn. Rohana Binti Osman
Email: rohana_osman@um.edu.my
Tel: +603-79676605



En. Zulkeflee Mukhtar
Email: zulk@um.edu.my
Tel: +603-79677505



INTRODUCTION

Students enroll in the Biomedical Science Programme for a minimum of 4 years. At the start, students are provided with a broad-based knowledge of basic medical sciences, where students will acquire essential medical laboratory skills. Students then proceed to the specific medical laboratory disciplines of their choice, be it in Histopathology, Haematology, Clinical Chemistry, Physiology, Pharmacology, Medical Microbiology or Medical Parasitology. Students will learn the principles underlying the various analytical methods and investigatory procedures used in laboratory medicine, and obtain practical training to consolidate theoretical instruction. In addition, instruction is provided on research methodologies as students will be carrying out research projects of their own design during their final year.

Successful graduates in Biomedical Science should be able to assume responsible positions in the following situations: (1) as part of a healthcare team that is concerned with the care of patients and/or with basic and applied clinical research; (2) as part of a research team in allied medical disciplines, in food and pharmaceutical industries, in public health, and in biotechnology. Career opportunities are wide-ranging and include employment in clinical laboratory service departments, teaching institutions, and research centres in public as well as private sectors. Post-graduate training is strongly encouraged, either within the country or abroad, all towards attaining the goal of heightening the quality of medical science and medicine.



PROGRAMME OBJECTIVES

The aim of the Programme is:

- i. To produce graduates who are laboratory oriented and technically competent. Graduates should be able to fulfill the human resource requirement for skilled personnel in Biomedical Science, which is an expanding and advancing field globally.
- ii. To produce graduates who are competent in laboratory technology, pre-clinical or medical research, research in biotechnology, and other related areas/fields which can contribute to the advancement of Medical Science Technology. Graduates will be able to seek employment in healthcare and research institutions, as well as with the industrial, insurance, and education sectors.

PROGRAMME OUTCOMES

At the end of Bachelor of Biomedical Science Programme, graduates are able to:

- | | |
|---|--------------|
| Apply knowledge and competent technical skills in health and biomedical sciences to contribute effectively and professionally to the society. | : PO 1; PO 2 |
| Relate social responsibility, ethical awareness and professionalism to the needs of the community and environment. | : PO 3; PO 4 |
| Function effectively as an individual or within a team, with the capability of becoming a leader. | : PO 5 |
| Master lifelong learning skills in order to think and resolve problems critically and scientifically. | : PO 6 |
| Demonstrate entrepreneurial skills and lifelong learning so as to ensure success in career advancements. | : PO 7; PO 8 |



ACADEMIC PROGRAMME & COURSE STRUCTURE

The academic year consists of eight semesters and a special semester. Each semester normally consists of:

1. Lectures – 14 weeks
2. Vacation (During Mid Semester) – 1 week
3. Examination – 3 weeks

Meanwhile the special semester consists of 8 weeks of lectures and examination. Each student is given 3 weeks off within the 2 normal semesters.

Course offered is categorized under:

- I. University Courses
- II. Core Courses (Faculty and Department)
- III. Elective Courses (Faculty and Department)

The courses will be conducted via lectures, tutorials, discussion and practical sessions in the department and University Malaya Medical Centre.

Note:

1. Faculty elective and department elective courses are offered by departments in the Faculty of Medicine.
2. In the event of insufficient enrolment (less than 5 students), the Faculty reserves the right to not offer the course.
3. All information is correct up to time of printing.



PROGRAMME STRUCTURE

1. Malaysian Students:

Course Level		Course Name	Credits
University Courses (15%)	GIG1001	Islamic and Asian Civilisation <i>Tamadun Islam dan Tamadun Asia (TITAS)</i>	2
	GIG1002	Ethnic Relations <i>Hubungan Etnik</i>	2
	GIG1003	Basics of Entrepreneurship Culture <i>Asas Pembudayaan Keusahawanan</i>	2
	GIG1004	Information Literacy <i>Literasi Maklumat/</i>	2
	GLTXXXX	English for Communication	6
	GIG1005	Social Engagement <i>Jalinan Masyarakat</i>	2
	GKXXXX	Co-Curriculum Courses	2
		Faculty's External Elective Course <i>Kursus Elektif Luar Fakulti</i>	3
		Total	21
Faculty Courses (85%)		Core Courses	80
		Elective Courses	35
Total Credits			136

2. International Students:

Course Level		Course Name	Credits
University Courses (15%)	GIG1001	Islamic and Asian Civilisation <i>Tamadun Islam dan Tamadun Asia (TITAS)</i> <i>*This course will be exempted and will be replaced with a new course subject to the Approval by Senate</i>	2/K
	GIG1006	Introduction to Malaysia <i>Pengenalan Kepada Malaysia</i>	2
	GIG1003	Basics of Entrepreneurship Culture <i>Asas Pembudayaan Keusahawanan</i>	2
	GIG1004	Information Literacy <i>Literasi Maklumat/</i>	2
	GLTXXXX	English for Communication	6
	GLT1001	Basic to Malay Language <i>Bahasa Melayu Asas</i>	3
	GIG1005	Social Engagement <i>Jalinan Masyarakat/</i>	2
	GKXXXXX	Co-Curriculum Courses	2
		Faculty's External Elective Course <i>Kursus Elektif Luar Fakulti</i>	3
		Total	24
Faculty Courses (85%)		Core Courses	80
		Elective Courses	35
Total Credits			139



COURSE STRUCTURE

Year 1 (2017/2018)

Semester I

Category	Course Code	Course Name	Credits
University Course	GIG1002	Ethnic Relations	2
	GLT XXXX	English for Communication Programme	3
Core Course	MIX1001	Basic Anatomy	2
	MIX1002	Physiology I	3
	MIC1001	Biochemistry for Biomedical Science	4
	MIC1002	Fundamental Cell Biology and Genetics	3
	MIC1003	Laboratory Mathematics for Biomedical Science	2

Semester II

Category	Course Code	Course Name	Credits
University Course	GIG1001	Islamic and Asian Civilisation (TITAS)	2
	GIG1003	Basics of Entrepreneurship Culture	2
	GIG1005	Social Engagement	2
	GIG1004	Information Literacy	2
Core Course	MIX1003	Physiology II	3
	MIC1004	Essential Medical Microbiology for Biomedical Science	3
	MIC1005	Biostatistics and Epidemiology for Biomedical Science	2
	MIC1006	Parasitology	2
Elective/Faculty Course	MIX1004	Introduction to Radiation Protection*	2



Year 2 (2018/2019)
Semester I

Category	Course Code	Course Name	Credits
University Course	GLT XXXX	English for Communication Programme	3
Core Course	MIC2001	Genomics and Gene Expression	3
	MIC2002	Pathology for Biomedical Science	3
	MIC2003	Techniques in Biomedical Sciences	2
	MIC2004	Principles in Pharmacology and Toxicology	3
Elective Faculty/Department Course	MIC2005	Phlebotomy for Biomedical Science	3
	MIC2006	Bio-risk Management for Biomedical Science	2
	MIC2007	Microbial Infections	2
	MIC2008	Pathophysiology	3

Semester II

Category	Course Code	Course Name	Credits
Core Course	MIC2009	Histological Techniques in Biomedical Science	3
	MIC2010	Immunology for Biomedical Science	3
	MIC2011	Molecular Techniques	3
Elective Faculty/Department Course	MIC2012	Research Skills for Biomedical Science	3
	MIC2013	Laboratory Animal Science	3
	MIC2014	Diagnostic Parasitology	3
	MIX2002	Behavioral Science*	2

Special Semester

Category	Course Code	Course Name	Credits
Core Course	MIC2015	Biomedical Laboratory Posting	3



Year 3 (2019/2020)
Semester I

Category	Course Code	Course Name	Credits
University Course		Co-Curriculum Course	2
		Faculty's External Elective Course	3
Core Course	MIC3001	Critical Thinking for Biomedical Science	2
	MIC3002	Fundamental Haematology	3
	MIC3003	Applied Anatomic Pathology	3
Elective Faculty/ Department Course	MIC3004	Cytology for Biomedical Science	3
	MIC3005	Advanced Medical Bacteriology and Mycology	2
	MIC3006	Blood Transfusion Technology	3
	MIC3007	Cancer Biology	3
	MIX3002	Smoking Cessation Program*	2

Semester II

Category	Course Code	Course Name	Credits
Core Course	MIC3008	Chemical Pathology	4
	MIC3009	Ethical Practices in Biomedical Science	3
Elective Faculty/ Department Course	MIC3010	Advances in Medical Pharmacology	3
	MIC3011	Advances in Medical Virology	2
	MIC3012	Advanced Diagnostic Parasitology	3



Year 4 (2020/2021)

Semester I

Category	Course Code	Course Name	Credits
Core Course	MIC4001	Research Design in Biomedical Science	6
	MIC4002	Biomedical Science Horizons	3
Elective Faculty/ Department Course	MIC4003	Advanced Human Physiology	3
	MIC4004	Diagnostic Bacteriology and Mycology	3

Semester II

Category	Course Code	Course Name	Credits
Core Course	MIC4005	Research in Biomedical Science	6
	MIC4006	Laboratory Management and Quality Control	3
Elective Faculty/ Department Course	MIC4007	Neuroscience	3
	MIC4008	Applied Phlebotomy	2
	MIC4009	DNA Cloning in Biomedical Science	3
	MIC4010	Diagnostic Virology	3
	MIX4001	Introduction to Qualitative Research*	3

Special Semester

Category	Course Code	Course Name	Credits
Elective Faculty/ Department Course	MIC4011	Industrial Posting	3

* Elective Faculty



YEAR 1 SEMESTER I (2017/2018)

MIX1001: Basic Anatomy (2 credit hours)

129

Learning Outcomes

1. Explain the basic concepts and terms of human anatomy.
2. Explain organisation structure of the major organ systems in the human body.
3. Describe the events during the pre-embryonic and embryonic periods, and during fetal development.

Course Synopsis

This course introduces the basic concepts and terminologies of human anatomy. Emphasis is given on the organisation structure of the major organ systems in the human body.

Reference Text

1. Edith Applegate MS. The Anatomy and Physiology Learning System. Latest edition. St. Louis, MO: Saunders Elsevier.
2. Tortora GJ. & Derrickson BH. Principles of Anatomy and Physiology Volume 1 and 2. Latest edition. New Jersey: John Wiley & Sons, Inc.
3. Waugh A. & Grant A. Ross and Wilson Anatomy and Physiology in Health and Illness. Latest edition. Edinburgh: Churchill Livingstone.
4. Drake R. Wayne Vogl, A & Mitchell A.W.M. Gray's Basic Anatomy: with STUDENT CONSULT Online Access. Latest edition. Philadelphia: Elsevier Churchill Livingstone.

Course Coordinator

Dr. Wong Kah Hui
wkahhui@um.edu.my
03-79674729

Course Assessment

Course will be assessed by Continuous Assessment (40%) and a Final Exam (60%)

2017/2018



Learning Outcomes

1. Describe the basic cell structures and physiological processes that occur in different types of cells.
2. Describe the functions and regulatory mechanisms of the cardiovascular system.
3. Describe the functions and regulatory mechanisms of the respiratory system.

Course Synopsis

This course introduces physiology of different types of cells, principles of homeostasis, cardiovascular system, haemodynamics and respiratory system.

Reference Text

1. Widmaier E.P., Raff H. and Strang K.T. (2016) Vander's Human Physiology. The Mechanisms of Body Functions (14th edition), McGraw-Hill, New York.
2. Costanzo L. S., (2015) Physiology (5th edition), Saunders Elsevier, London.
3. Sherwood L., (2015) Human Physiology. From Cells to Systems (9th edition), Brooks/Cole, Australia.
4. Raman A, Ruby H. dan Afandi M. (1995) Fisiologi Manusia, (Edisi Kedua), Penerbit Fajar Bakti, Kuala Lumpur.
5. Rosnah Ismail, Raji Subramanian, Lam Sau Kuen and Ruby Husain, eds, (2006) Learning Physiology Through Practicals. University of Malaya Press.

Course Coordinator

Dr. Hoe See Ziau

hoesz@ummc.edu.my / hoesz@um.edu.my

03-79674919

Course Assessment

Course will be assessed by Continuous Assessment (40%) and a Final Exam (60%)



MIC1001: Biochemistry for Biomedical Science (4 credit hours)

131

Learning Outcomes

1. Identify characteristics and reactions of biomolecules.
2. Describe the roles of the main tissues and organs in the body in metabolic regulation and homeostasis as well as integration of metabolism.
3. Execute Biochemistry practical based on the instructions given.

Course Synopsis

This course introduces and illustrates the cell structure and function and importance of various macromolecules such as nucleic acid, carbohydrate, lipid and protein as well as their derivatives. This course will also introduce basic bioenergetics and illustrate the metabolism of various molecules such as carbohydrate, lipid, protein and nucleic acid. This will be followed by discussions on energy yielding processes, integration of metabolism as well as regulation of hormones and second messengers. Basic concepts on acid, base and buffer, simple calculations and several analytical techniques will also be introduced.

Reference Texts

1. Berg JM, Tymoczko JL, Gatto GJ, Stryer L. 2015. Biochemistry. 8th edition. Macmillian Learning.

Additional Texts

2. Murray RK, Granner DK, Mayers PA, Rodwell VW. 2006. Harper's Biochemistry. 27th edition. McGraw-Hill Medical.
3. Rodwell VW, Bender DA, Botham KM, Kennely PJ, Weil PA. 2015. Harper's Illustrated Biochemistry. 30th Edition. McGraw-Hill Education
4. Nelson DL, Cox MM. 2012. Lehninger Principles of Biochemistry. 6th edition. WH Freeman.
5. Skoog DA, West DM, Holler FJ, Crouch SR. 2013. Fundamentals of Analytical Chemistry. 9th Edition. Brooks/Cole, Thomson Learning Inc.

Course Coordinator

Professor Dr. Umah Rani Kuppusamy
umah@um.edu.my
03-79674900

Course Assessment

Course will be assessed by Continuous Assessment (70%) and a Final Exam (30%)

2017/2018



MIC1002: Fundamental Cell Biology and Genetics (3 credit hours)

132

Learning Outcomes

1. Identify various cell functions, including normal and abnormal cell replication and signalling.
2. Describe the principles of genetics and the relationship between genes and inheritance.
3. Summarise the mechanisms of evolution and genetic diversity.

Course Synopsis

This course is designed to extend student knowledge and understanding on cellular components (organelles) and functions; interactions between cells and their environment; the origin and evolution of life; basic principles of genetics; and the link between evolution and genetic diversity.

Reference Text

1. Alberts B., et al. (2013). Essential Cell Biology (5th edition). Garland Science.
2. Snustad D. P. and Simmons M. J. (2011). Principles of Genetics (6th edition). Wiley.
3. Futuyma D. (2009). Evolution (2nd edition). Sinauer Associates, Inc..

Course Coordinator

Dr. Suzita Mohd Noor
suzita@um.edu.my
03-79674901

Course Assessment

Course will be assessed by Continuous Assessment (60%) and a Final Exam (40%)

2017/2018



MIC1003: Laboratory Mathematics for Biomedical Science (2 credit hours)

133

Learning Outcomes

1. To recognize the basic principles of laboratory mathematics for Biomedical Science.
2. To describe the applications of laboratory mathematics.

Course Synopsis

Instruction is provided on basic mathematics relevant to laboratory technology and sciences, including units and their prefixes, conversions between units of measurement, determinations of dilution and concentration, and calculation of molarity. Students are introduced the predictive value theory, and reference range analysis.

Reference Text

1. Joel R. Helms. 2009. Mathematics for Medical and Clinical Laboratory Professionals. Delmar Cengage Learning.
2. Lorraine J. Doucette. 2010. Mathematics for the Clinical Laboratory. Saunders W B Company.

Course Coordinator

Dr. Rozaida Poh Yuen Ying

rozaiday@um.edu.my

03-79676611

Course Assessment

Course will be assessed by Continuous Assessment (40%) and a Final Exam (60%)

2017/2018



YEAR 1 SEMESTER II (2017/2018)

MIX1003: Physiology II (3 credit hours)

134

Learning Outcomes

1. Describe the functions and regulatory mechanisms of the gastrointestinal system.
2. Describe the functions and regulatory mechanisms of the renal system.
3. Describe the functions and regulatory mechanisms of the endocrine system.
4. Describe the functions and regulatory mechanisms of the nervous system.

Course Synopsis

This course introduces and illustrates the cell structure and function and importance of various macromolecules such as nucleic acid, carbohydrate, lipid and protein as well as their derivatives. This course will also introduce basic bioenergetics and illustrate the metabolism of various molecules such as carbohydrate, lipid, protein and nucleic acid. This will be followed by discussions on energy yielding processes, integration of metabolism as well as regulation of hormones and second messengers.

Reference Text

1. Widmaier E.P., Raff H. and Strang K.T. (2016) Vender's Human Physiology. The Mechanisms of Body Functions (14th edition), McGraw-Hill, New York.
2. Costanzo L. S., (2013) Physiology (5th edition), Saunders Elsevier, London.
3. Sherwood L., (2015) Human Physiology. From Cells to Systems (9th edition), Brooks/Cole, Australia.
4. Raman A, Ruby H. dan Afandi M. (1995) Fisiologi Manusia, (Edisi Kedua), Penerbit Fajar Bakti, Kuala Lumpur.
5. Rosnah Ismail, Raji Subramanian, Lam Sau Kuen and Ruby Husain, eds, (2006) Learning Physiology Through Practicals. University of Malaya Press.

Course Coordinator

Dr. Hoe See Ziau

hoesz@ummc.edu.my / hoesz@um.edu.my

03-79674919

Course Assessment

Course will be assessed by Continuous Assessment (40%) and a Final Exam (60%)

2017/2018



MIC1004: Essential Medical Microbiology for Biomedical Science (3 credit)

135

Learning Outcomes

1. Describe pathogenic microorganisms and their relationship with disease.
2. Identify pathogenic microorganisms using specific laboratory techniques.
3. Identify specific diagnostic tests for pathogenic microorganisms.

Course Synopsis

This course introduces the applications of microbiology in the laboratory diagnosis of pathogenic micro-organisms: bacteria, fungi and viruses. Emphasis is given on the important key features of micro-organisms, growth characteristics, virulent factors and laboratory identification.

Reference Text

1. Geo. Brooks, Karen C. Carroll, Janet Butel, Stephen Morse. Jawetz, Melnick, & Adelberg's Medical Microbiology, 26th Edition. McGraw-Hill LANGE 2012.
2. Kathleen Park Talaro, Marjorie Kelly Cowan, Barry Chess. Foundations in Microbiology , 7th edition. McGraw-Hill Higher Education 2009.
3. Gerard J. Tortora. Microbiology: An Introduction, 9th Edition. Pearson Education, 2008.

Course Coordinator

Dr. Puah Suat Moi

suatmoi@um.edu.my

03-79677511

Course Assessment

Course will be assessed by Continuous Assessment (60%) and a Final Exam (40%)

2017/2018



MIC1005: Biostatistics and Epidemiology for Biomedical Science (2 credit)

1361

Learning Outcomes

1. Define basic concepts of epidemiology and biostatistics.
2. Recognise the applications of epidemiology and biostatistics in biomedical science.
3. Demonstrate the applications of epidemiology and biostatistics in biomedical science.

Course Synopsis

This will cover basic statistical techniques and epidemiology.

The topics for statistic include: descriptive analysis, elements of probability, introduction to estimation and hypothesis testing, analytical techniques for categorical and continuous data and regression analysis. The topics for epidemiology include: patterns of diseases and transmission of disease, measurement of disease and health, morbidity and mortality rates and ratios, principles of screening, prevention and control, surveillance of diseases.

Reference Text

1. Gordis, L. (2013). Epidemiology (5th edition). Saunders Elsevier.
2. Glantz, S. A. (2005). Primers of Biostatistics (6th edition). McGraw Hill Professional.

Additional Texts/Reading Materials

1. Norman, Geoffrey Norman, and David Streiner (2008) Biostatistics: The Bare Essentials 3/e (with SPSS). BC Decker Inc, 3rd edition.
2. David M. Lane HyperStat Online Statistics Textbook: (1993-2007):
<http://davidmlane.com/hyperstat/>

Course Coordinator

Dr. Kee Boon Pin

bpkee@um.edu.my

03-79676601

Course Assessment

Course will be assessed by Continuous Assessment (50%) and a Final Exam (50%)

2017/2018



MIC1006: Parasitology (2 credit hours)

137

Learning Outcomes

1. To identify the basic concept of parasitology and pathogenesis of parasitic diseases.
2. To identify the main groups of human endoparasites and ectoparasites, as well as arthropods and their significance as vectors.
3. To describe the morphology, life cycle, transmission methods and the control of selected parasites.

Course Synopsis

This course introduces the terminology and classification of protozoology, helminthology, arthropods, and poisonous and venomous animals.

Reference Text

1. CK Jayaram Paniker. 2007. Textbook of Medical Parasitology. 6th Edition. Jaypee.
2. John, D.T. 2006. Markell and Voge's Medical Parasitology. 9th Edition. WB Saunders Co.

Course Coordinator

Dr. Amirah Amir

amirahamir@um.edu.my

03-79674746

Course Assessment

Course will be assessed by Continuous Assessment (40%) and a Final Exam (60%)

2017/2018



MIX1004: Introduction to Radiation Protection (2 credit hours)

138

Learning Outcomes

1. Clarify the source, measurement unit and effects of ionizing radiation
2. Apply the principles and practice of radiation safety in hospitals.
3. Describe radiation detectors as well as personal, workplace and environment dose monitoring.
4. Prepare assignment conclusion and present clearly in group.

Course Synopsis

Source of ionizing radiation. Quantities and radiation unit. Biological effect of ionizing radiation. Principle and practice of radiation safety. Radiation detector. Personal radiation protection, dosimeters and monitoring. Workplace and environment monitoring. Relevant material in radiation protection. Radiographer's role in radiation protection. X-ray equipment and department design. Public education of radiation protection.

Reference Text

1. Principles of Radiological Physics, Graham D T, 1996. Churchill Livingstone.
2. Christensen's Physics of Diagnostic Radiology, Curry T S et al 1990. Lea & Fibiger.
3. Clinical Radiobiology, Nias A H W, 1988. Churchill Livingstone.
4. An Introduction to Radiobiology Physics, Nias A H W, 1990. Churchill Livingstone.

Course Coordinator

Lecturers from FOM.

Course Assessment

Course will be assessed by Continuous Assessment (40%) and a Final Exam (60%)

2017/2018



YEAR 2 SEMESTER I (2018/2019)

MIC2001: Genomics and Gene Expression (3 credit hours)

139

Learning Outcomes

1. Describe the nature, organization and specific characteristics of human chromosomes in the human genome.
2. Differentiate the mechanisms underlying gene replication in prokaryotic and eukaryotic cells.
3. Describe the types of mutations that can occur in the genome.
4. Describe the mechanisms of gene expression.

Course Synopsis

Students will learn about the structure of the human genome in detail, including the organization of genes and non-coding regions and the functional basis for these regions of the genome. Cellular processes such as DNA replication and control of gene expression will be covered to give the students an understanding of the key events. Mechanisms underlying cell cycle control, DNA damage and repair will be covered and applied to cancer development.

Reference Text

1. Alberts, B. (2008). Molecular Biology of the Cell. Garland Science.
2. Watson, J. D., et al. (2004). Molecular Biology of the Gene (5th Edition). Pearson Education.
3. Lewin, B. (2000). Genes: VII. Oxford University Press.
4. Strachan, T. & Read, A. P. (2004). Human Molecular Genetics Garland Publishing.

Course Coordinators

Dr. Azlina Ahmad Annuar

azlina_aa@um.edu.my

03-79674948

Course Assessment

Course will be assessed by Continuous Assessment (60%) and a Final Exam (40%)

2017/2018



Learning Outcomes

1. Describe basic concepts and theories in the field of pathology.
2. Identify morphological changes in pathological conditions.

Course Synopsis

This course covers basic pathological processes including:

1. Cellular responses to injury
2. Inflammation, healing and repair
3. Disorders of body fluids, homeostasis and blood flow
4. Nutritional disorders
5. Metabolic disorders
6. Disorders of growth
7. Neoplasia
8. Disorders of the immune system.
9. Relevant structural changes associated with respective pathological conditions, demonstrable at light microscopy level, will form an essential component of this course.

Reference Text

Simon Cross. 2013. Underwood's Pathology: a Clinical Approach. 6th Edition. Churchill Livingstone.

Course Coordinator

Dr. Ong Kien Chai
kcong@um.edu.my
03-79674799

Course Assessment

Course will be assessed by Continuous Assessment (60%) and a Final Exam (40%)



Learning Outcomes

1. Identify basic techniques in biomedical science.
2. Describe basic techniques used in biomedical science

Course Synopsis

This course covers the scientific principles on which biomedical science techniques are based.

Reference Text

1. Ronald B. Corley. 2005. A guide to methods in biomedical sciences. Springer Science + Business Media, Inc.

Additional Texts/Reading Materials

1. Pitt, S. J. & Cunningham, J. 2009 An Introduction to Biomedical Science in Professional and Clinical Practice. Wiley Blackwell, 1st edition.
2. Skoog, D. A., West, D. M., Holler, F. J. & Crouch, S. R. 2004. Fundamentals of Analytical Chemistry. 8th edition. Canada: Thomson Brooks/Cole.

Course Coordinator

Dr. Anwar Norazit

anwar.norazit@um.edu.my

03-79676649

Course Assessment

Course will be assessed by Continuous Assessment (60%) and a Final Exam (40%)



MIC2004: Principles in Pharmacology and Toxicology (3 credit hours)

142

Learning Outcomes

1. Describe the concepts of pharmacokinetics and pharmacodynamics.
2. Explain the effects of drugs on the parasympathetic and sympathetic systems; their mechanisms of action; adverse effects and therapeutic uses.
3. Describe principles of toxicology.
4. Describe principles of anticancer and antimicrobial agents.

Course Synopsis

This course focuses on the:

1. General principles of pharmacokinetics & pharmacodynamics.
2. Pharmacological basis for the use of drugs (parasympathomimetic, sympathomimetic and neuromuscular systems).
3. Factors affecting drug response.
4. General principles of toxicology.
5. Various clinical manifestations to different toxic compounds.
6. General mechanisms of toxicity.
7. The toxic actions of metals and non-metals.
8. Evaluation of toxicity.
9. Principles of anticancer and antimicrobial agents.

Reference Text

1. Rang, H. P., Dale, M. M., Ritter, J. M., Flower, R. J. & Henderson, G. (2011). Rang and Dale's Pharmacology (7th edition). Elsevier.
2. Katzung, B., Masters, S. & Trevor, A. (2011). Basic & Clinical Pharmacology (12th edition). McGraw Hill Professional.
3. Klaassen, C. D. (2013). Casarete & Doull's Toxicology: The Basic Science of Poisons (8th Edition). McGraw Hill Professional.

Course Coordinator

Dr. Dharmani Devi A/P Murugan

dharmani@ummc.edu.my / dharmani79@um.edu.my

03-79677566/4912

Course Assessment

Course will be assessed by Continuous Assessment (40%) and a Final Exam (60%)

2017/2018



MIC2005: Phlebotomy for Biomedical Science (3 credit hours)

143

Learning Outcomes

1. Describe the correct sites, equipment, procedures and techniques for collection and handling of blood or other body fluid specimens.
2. Perform appropriate methods for collection and handling of blood or other body fluid specimens.
3. Propose appropriate methods to troubleshoot problems during clinical specimen collection and handling.

Course Synopsis

The student will be introduced to basic theories and practice of phlebotomy. The student will learn anatomy and physiology appropriate to drawing a blood specimen, and the requirements and procedures involved with specimen collection, including of other bodily fluids. The student will also appreciate the need for professionalism and communication when interacting with patients and donors.

Reference Text

1. McCall, R. E. (2011). Phlebotomy Essentials (5th Edition). Lippincott Williams & Wilkins.
2. Strasinger, S. (2008). Urinalysis and Body Fluids (5th edition). F.A. Davis Company.

Course Coordinator

Dr. Suzita Mohd. Noor
suzita@um.edu.my
03-79674901

Course Assessment

Course will be assessed by Continuous Assessment (60%) and a Final Exam (40%)

2017/2018



MIC2006: Bio-risk Management for Biomedical Science (2 credit hours)

144

Learning Outcomes

1. Identify biosafety issues associated with biomedical science laboratories.
2. Describe steps needed to ensure safety in a biomedical science laboratory.
3. Repeat first aid and CPR techniques.

Course Synopsis

Biosafety is of upmost importance to a biomedical scientist. Proper techniques are needed to contain any potential harmful actions, chemicals or biological agents. This is to reduce or eliminate exposure of biomedical scientist to these hazards. In the unlikely event of an injury, students need to know the correct procedures to follow.

Reference Text

1. Centre of Disease Control and Prevention (2009). Biosafety in Microbiological and Biomedical Laboratories (5th edition). U.S Department of Health and Human Services.

Course Coordinator

Dr. Anwar Norazit

anwar.norazit@um.edu.my

03-79676649

Course Assessment

Course will be assessed by Continuous Assessment (60%) and a Final Exam (40%)

2017/2018



Learning Outcomes

1. Describe the fundamentals in clinical microbiology.
2. Discuss the clinical manifestation, diagnosis, treatment and prevention of microbial infections.

Course Synopsis

The course will cover various aspects of bacteriology, mycology and virology, with respect to: general characterization of microbes, method of identification; diseases, epidemiology, pathogenesis, management, outbreak investigation and preventive measures of microbial infections.

Reference Text

1. Geo. F. Brooks, Karen C. Carroll, Janet Butel & Stephen Morse. (2012) Jawetz, Melnick, & Adelberg's Medical Microbiology (26th edition). McGraw Hill Medical.
2. Paul G. Engelkirk and Janet Duben-Engelkirk. (2008). Laboratory Diagnosis of Infectious Diseases: Essentials of Diagnostic Microbiology. Lippincott Williams & Wilkins.

Course Coordinator

Dr. Wong Won Fen
wonfen@um.edu.my
03-79676664

Course Assessment

Course will be assessed by Continuous Assessment (60%) and a Final Exam (40%)



Learning Outcomes

1. Describe mechanisms in disease.
2. Describe the functional changes that occur in disease.
3. Identify normal and pathological samples.

Course Synopsis

This course provides the student with basic understanding of pathophysiology in various systems of the human body. Emphasis is given on understanding structures, functions and principles of the human body and the pathological effects of disease.

Reference Text

1. Vinay Kumar, Abdul K. Abbas, John C. Aster. Robbins Basic Pathology, 2013. 9th Edition. Elsevier Saunders.
2. KL McCance and SE Huether. Pathophysiology: The Biologic Basis For Disease In Adults And Children, 2009. 6th edition. Elsevier Mosby.
3. EN Marieb and K Hoehn: Human Anatomy and Physiology. 9th Edition, 2012. Pearson Benjamin Cummings.

Course Coordinator

Dr. Chai Hwa Chia

hccha18@um.edu.my

03-79677522

Course Assessment

Course will be assessed by Continuous Assessment (60%) and a Final Exam (40%)



Learning Outcomes

1. Apply principles relating to basic histological techniques.
2. Perform practical training in basic histological techniques.
3. Apply suitable methods to stain tissue sections.

Course Synopsis

This course introduces the basic principles underlying the processes involved in the preparation of histological sections and staining of tissue sections to demonstrate the normal histology of epithelial and connective tissues. Students are given elementary practical instructions on the processing of tissue specimens and preparation of stained histological sections.

Reference Text

1. Michael H. Ross & Wojciech Pawlina. (2006). Histology (5th Edition). Lippincott Williams & Wilkins.
2. Wolfgang Kuehnel. (2003). Color Atlas of Cytology, Histology and Microscopic Anatomy (4th Edition). Thieme.

Additional Texts/Reading Materials

1. John D. Bancroft and Marilyn Gamble (2007) Theory and Practice of Histological Techniques. Churchill Livingstone, 6th edition.
2. Practical handbook prepared by the Department of Biomedical Science.

Course Coordinator

Dr. Ong Kien Chai
kcong@um.edu.my
03-79674799

Course Assessment

Course will be assessed by Continuous Assessment (60%) and a Final Exam (40%)



Learning Outcomes

1. Explain the different types of immune responses.
2. Identify different types of immunological techniques.
3. Describe types of cells and organs of immune system.

Course Synopsis

The course provides an introduction to the human immune system and the basic principles in immunology. Topics covered include the structure and functions of the immune system, the innate and acquired immune responses, humoral and cell-mediated immune responses, cells of the immune system, immunoglobulins, and complements.

Reference Text

1. Paul, W. E. (2013). *Fundamental Immunology* (7th Edition). Wolters Kluwer/Lippincott Williams & Wilkins.
2. Abbas, A. K., Lichtman, A. H & Shiv Pillai. (2010). *Cellular and Molecular Immunology* (6th Edition). Saunders Elsevier.

Course Coordinator

Dr. Nur'ain Salehen

nurain_36@um.edu.my

03-79674902

Course Assessment

Course will be assessed by Continuous Assessment (40%) and a Final Exam (60%)



Learning Outcomes

1. Describe the basic steps in generation of recombinant molecules.
2. Interpret experimental data to draw sound conclusions.
3. Perform basic calculations and experiments to investigate gene sequence and function.

Course Synopsis

This course addresses developments that have led to the 'New Genetics'. Focus will be placed on terminology, tools and techniques that are essential in the study and creation of recombinant molecules with emphasis on biomedical applications. Components linked to occupational safety and health will also be covered. Practical and basic techniques ranging from plasmid preparations to PCR will be covered.

Reference Text

1. Micklos, D. A. and Freyer, G.A. (2010). *DNA Science: A First Course in Recombinant DNA Technology*. Cold Spring Harbor Laboratory Press.
2. Sambrook, J., Fritsch, E. F. & Maniatis, T. (2006). *Molecular Cloning: A Laboratory Manual*. Cold Spring Harbor Laboratory Press.

Course Coordinator

Professor Dr. Chua Kek Heng
khchua@um.edu.my
03-79676607

Course Assessment

Course will be assessed by Continuous Assessment (60%) and a Final Exam (40%)



MIC2012: Research Skills for Biomedical Science (3 credit hours)

150

Learning Outcomes

1. Write a comprehensive literature review with appropriate referencing.
2. Illustrate quantitative and qualitative data.

Course Synopsis

The student will be introduced to the world of biomedical science research and the various tools available to analyse and present the data obtained in a systematic and professional manner. The student will learn the use of reference, document, and presentation software in biomedical science research.

Reference Text

1. Debbie Holmes, Peter Moody & Diana Dine (2011). *Research Methods for the Biosciences* (2nd Edition). Oxford University Press.
2. Ranjit Kumar (2011). *Research Methodology: A Step-by-Step Guide for Beginners* (3rd edition). SAGE Publications.

Course Coordinator

Dr. Anwar Norazit

anwar.norazit@um.edu.my

03-79676649

Course Assessment

Course will be assessed by Continuous Assessment (100%)

2017/2018



Learning Outcomes

1. Apply basic knowledge in biology and physiology to the handling of commonly used laboratory animals
2. Describe different methods and techniques used in experiments involving animals
3. Discuss ethical and welfare issues with regards to animal experimentation

Course Synopsis

This course is designed to provide facts and instill principles essential to the humane use and care of animals that will in turn ensure the quality of biomedical research. Students will be taught basic animal biology and husbandry, as well as animal handling techniques during experimental procedures. The students' responsibilities towards the welfare of the animals used and the ethical concerns of biomedical research will be emphasised.

Reference Texts

1. Hau, J. & Schapiro, S. J. (2010). *Handbook of Laboratory Animal Science, Volume I Essential Principles and Practices* (3rd Edition). CRC Press.
2. NRC (2011). *Guide for the Care and Use of Laboratory Animals* (8th Edition). The National Academies Press.

Course Coordinator

Dr. Suzita Mohd Noor

suzita@um.edu.my

03-79674901

Course Assessment

Course will be assessed by Continuous Assessment (100%)



Learning Outcomes

1. Explain the basic concepts and principles of diagnostic parasitology.
2. Describe the basic methods in the diagnosis of parasites in both faeces and blood.
3. Identify the challenges (sensitivity and specificity) faced by the respective diagnostic method for each parasite introduced and to compare with the available conventional diagnostic tools.

Course Synopsis

The course covers various basic aspects of diagnostic techniques of protozoa and helminths. Faecal examination includes direct smear, concentration techniques, egg count, faecal culture and staining methods. Blood examination includes staining and serological diagnosis.

Reference Text

1. C. K. Jayaram Paniker. (2007). *Textbook of Medical Parasitology* (6th Edition). Jaypee.
2. John, D.T. (2006). *Markell and Voge's Medical Parasitology* (9th Edition). WB Saunders Co. Gracia, L.S. (2006). *Diagnostic Medical Parasitology* (5th Edition). ASM Press, Washington DC.

Course Coordinator

Dr. Amirah Amir

amirahamir@um.edu.my

03-79674746

Course Assessment

Course will be assessed by Continuous Assessment (40%) and a Final Exam (60%)



Learning Outcomes

1. Clarify the relationship between personality, cultural, social, health, disease as well as patient behavior.
2. Describe the source of pain and stress as well as ways to overcome them
3. Use psychology in handling patients.
4. Prepare assignment conclusion and present clearly in group.

Course Synopsis

Introduction to psychology. Motivation. Upbringing, life events and health. Social and cultural influence to behaviour. Personality, health and disease. Attitude and diseases. Pain and behaviour. Stress and control. Social support and behaviour. Effect of hospital admissions. Behaviour and special health care. Community health care.

Reference Text

1. Health Psychology An Introduction to Behaviour and Health, 7th Ed, Linda Brannon, Jess Feist, 2010, Wadsworth.
2. Introduction to Psychology, Atkinson L et al, 1993, Harcourt Brace.
3. Behavioral Science For the Bored, Sierles F S, 1993, McGraw Hill.
4. The Doctor, His Patient And The Illness, Balint M, 1995, Churchill Livingstone.
5. Health Psychology, Niven N, 1990, Churchill Livingstone.

Course Assessment

Course will be assessed by Continuous Assessment (40%) and a Final Exam (60%)



MIC2015: Biomedical Laboratory Posting (3 credit hours)

154

Learning Outcomes

1. Recognise the work flow in a clinical laboratory
2. Follow assigned tasks in an assigned clinical laboratory.
3. Perform duties in an assigned clinical laboratory.

Course Synopsis

The student will be assigned to a clinical laboratory for eight weeks. He/she will observe the workflow and duties in the laboratory and carry out laboratory tests as determined by the laboratory supervisor. The student will learn how the clinical laboratory is effectively managed.

Reference Texts

As given by the laboratory supervisor/laboratory manager.

Course Coordinator

Dr. Ong Kien Chai
kcong@um.edu.my
03-79674799

2017/2018



YEAR 3 SEMESTER I (2019/20)

MIC3001: Critical Thinking for Biomedical Science (2 credit hours)

155

Learning Outcomes

1. Apply critical thinking in problem solving and decision making.
2. Distinguish between facts and fallacies.
3. Summarise conclusions based on well-supported arguments.

Course Synopsis

This course will allow students to develop critical thinking skills through assessment of information, unbiased interpretation and recognition of different sides in arguments.

Reference Text

1. Alec Fisher. (2011). *Critical Thinking: An Introduction* (2nd Edition). Cambridge University Press.
2. Richard W. Paul & Linda Elder. (2005). *Learn the Tools the Best Thinkers Use - Concise Edition*. Pearson/Prentice Hall.
3. Richard Platt, Jonathan S. Adelstein. (2007). *Communication*. Kingfisher.

Course Coordinator

Dr. Bavani Arumugam
bavani@um.edu.my
03-79677898

Course Assessment

Course will be assessed by Continuous Assessment (100%)

2017/2018



MIC3002: Fundamental Haematology (3 credit hours)

156

Learning Outcomes

1. Describe types of blood cells and the process of haematopoiesis.
2. Infer haematological and immunological concepts to blood pathology and transfusion medicine.
3. Apply basic theory and practical knowledge to haematological tests and blood transfusion techniques.

Course Synopsis

This course introduces students to blood disorders, haemostasis, and their laboratory investigations. Basic concepts and principles pertaining to blood transfusion and aphaeresis services will also be taught. The practical component of this course focuses on basic techniques used in routine haematology and blood transfusion laboratories

Reference Text

1. Hoffbrand, V., & Moss, P. (2011). *Essential Haematology* (6th Edition). Wiley-Blackwell.
2. Bain, B., Bates, I., Laffan, M. A. & Lewis, S. M. (2012). *Practical Haematology* (11th Edition). Churchill Livingstone.
3. Rudmann, S. V. (2005). *Textbook of Blood Banking and Transfusion Medicine* (2nd Edition). Saunders.

Course Coordinator

Dr. Nur'Ain Salehen

nurain_36@um.edu.my

03-79674902

Course Assessment

Course will be assessed by Continuous Assessment (50%) and a Final Exam (50%)

2017/2018



Learning Outcomes

1. Describe principles of techniques employed in Anatomic Pathology.
2. Perform consistent staining of slides for diagnosis.
3. Explain new technologies in Anatomic Pathology.

Course Synopsis

1. Students will be taught the scientific basis of standard tissue processing methods and staining techniques and the common artifacts encountered due to inappropriate handling of tissues and tissue sections.
2. Practical sessions provide hands-on experience as well as allow the study of the effects of improper tissue handling and processing.
3. Special stains techniques.
4. Immunohistochemistry, *in situ* hybridisation, microwave technology, electron microscopy, immunofluorescence, special histochemistry.
5. New technologies in Anatomic Pathology

Reference Text

Bancroft, J. D. & Cook, H. C. (2008). *Manual of Histological Techniques & Their Diagnostic Application* (6th Edition). Churchill Livingstone.

Additional Texts/Reading Materials

1. Harmening D.M. (2006) *Laboratory Management: Principles and Processes* D.H. Pub & Consulting, 2nd edition.
2. Wu A. (2006) *Tietz Clinical Guide to Laboratory Tests*. Saunders, 4th edition.
3. Burtis C.A. Ashwood E.R. Bruns D.E. (2011) *Tietz Textbook of Clinical Chemistry and Molecular Diagnostics*. Saunders, 5th edition.

Course Coordinator

Dr. Ong Kien Chai
kcong@um.edu.my
03-79674799

Course Assessment

Course will be assessed by Continuous Assessment (60%) and a Final Exam (40%)



Learning Outcomes

1. Distinguish the difference between normal and abnormal tissues.
2. Discuss the pathogenesis of tumor and cancer.
3. Describe the staging procedures associated with tumors and cancers.

Course Synopsis

This course introduces cytology of normal cells, the changes that occur in benign, pre-malignant and malignant processes. In laboratory sessions students will learn and apply the basic principles of cyto-preparation using established preparatory techniques. Students learn, develop and gradually acquire accuracy in using the light microscope for the purpose of detecting and diagnosing specimens for cytological evaluation.

Reference Text

1. Cibas, E. S. & Ducatman, B. S. (2014). *Cytology: Diagnostic Principles and Clinical Correlates*. (4th Edition). Elsevier Saunders.
2. DeMay, R. M. (2007). *Practical Principles of Cytopathology* (Revised Edition). American Society for Clinical Pathology Press.
3. Solomon, D. & Ritu Nayar. (2004). *The Bethesda System for Reporting Cervical Cytology: Definitions, Criteria, and Explanatory Notes*. (2nd Edition). Springer.

Course Coordinator

Dr. Ong Kien Chai
kcong@um.edu.my
03-79674799

Course Assessment

Course will be assessed by Continuous Assessment (60%) and a Final Exam (40%)



MIC3005: Advanced Medical Bacteriology and Mycology (2 credit hours)

159

Learning Outcomes

1. Distinguish the fundamental principles of bacteriology and mycology.
2. Recognise bacteria and fungi of medical importance.
3. Explain the current trends of antibiotic resistance and emerging infectious diseases.

Course Synopsis

The course will cover bacterial classification, physiology, growth, virulence factors, bacterial pathogenesis, mechanisms of resistance to antibiotics, host defenses against infections and microbes of public health concern.

Reference Text

1. Goering, R., Dockrell, H., Zuckerman, M., Roitt, I., & Peter L. C. (2012). *Mims' Medical Microbiology, Updated Edition: with Student Consult Online*. (5th Edition). Elsevier.
2. Brooks, G. F., Carroll, K. C., Butel, J. S., Morse, S. A., & Mietzner, T. A. (2012). *Jawetz, Melnick and Adelberg's Medical Microbiology*. (26th Edition). McGraw-Hill Professional.
3. Warren Levinson. (2012). *Review of Medical Microbiology and Immunology*. (12th Edition). McGraw-Hill Professional

Additional Texts/Reading Materials

1. Kumar, R. (2011). *Research Methodology: A Step-by-Step Guide for Beginners*. SAGE Publications, 3rd edition

Course Coordinator

Dr. Cindy Teh Shuan Ju
cindysjteh@um.edu.my
03-79676660/6661

Course Assessment

Course will be assessed by Continuous Assessment (60%) and a Final Exam (40%)

2017/2018



MIC3006: Blood Transfusion Technology (3 credit hours)

1601

Learning Outcomes

1. Describe the basic principles of immunohaematology and blood transfusion.
2. Perform the basic techniques applicable in blood transfusion technology.
3. Explain the importance of safe pre-transfusion techniques to ensure the reliability of blood products and blood transfusions.

Course Synopsis

This course provides students with the basic concepts and principles pertaining to blood transfusion technology. The practical component of this course focuses on routine techniques used in blood transfusion laboratories.

Reference Text

1. Shaz, B.H., Hillyer, C. D., Roshal, M. & Abrams, C. S. (2013). *Transfusion Medicine and Hemostasis: Clinical and Laboratory Aspects* (2nd Edition). Elsevier.
2. Janey, K. D. & Howard, P. R. (2013). *Basic & Applied Concepts of Blood Banking and Transfusion Practices* (3rd Edition). Elsevier Mosby.
3. Harmening, D. M. (2012). *Modern Blood Banking & Transfusion Practices* (6th Edition). F.A. Davis Company. B.W.J. Mahy and Marc H.V. van Regenmortel (2008) *Encyclopedia of Virology*. Academic Press, 3rd edition.

Course Coordinator

Dr. Nur'Ain Salehan

nurain_36@um.edu.my

03-79674902

Course Assessment

Course will be assessed by Continuous Assessment (50%) and a Final Exam (50%)

2017/2018



MIC3007: Cancer Biology (3 credit hours)

161

Learning Outcomes

1. State the molecular basis of cancer initiation and progression.
2. Distinguish the biology and main characteristics of cancer cells compared to normal cells.
3. Demonstrate knowledge of the current techniques and relevant databases applicable in cancer research

Course Synopsis

The course provides an in-depth understanding of the molecular basis of cancer initiation and progression, the different types and classification of various cancers and also the roles played by tumour suppressors and oncogenes. Various genetic and cellular changes leading to tumourigenesis will be discussed as well as the techniques used commonly in cancer research.

Reference Text

1. Vogelstein, K. & Kinzler, K. W. (2002). *The Genetic Basis of Human Cancer* (2nd Edition). McGraw-Hill.
2. Knowles, M. & Selby, P. (2005). *Introduction to the Cellular and Molecular Biology of Cancer* (4th Edition). Oxford University Press.
3. King, R. J. B. & Robins M. K. (2006). *Cancer Biology* (3rd Edition). Pearson Prentice Hall.

Course Coordinator

Dr. Chai Hwa Chia

hcca18@um.edu.my

603-79677522

Course Assessment

Course will be assessed by Continuous Assessment (60%) and a Final Exam (40%)

2017/2018



MIX3002: Smoking Cessation Program (2 credit hours)

162

Learning Outcomes

1. Identify the health hazards of smoking, the benefits, challenges, pharmacotherapies and aiding tools in helping smokers to quit smoking
2. Explain the importance of promoting smoking cessation in healthcare delivery.
3. Differentiate various types of quitting methods for smokers with various stages of readiness to quit smoking, and/or their nicotine dependence.
4. Plan a few strategies of interventions to promote smoking cessation.

Course Synopsis

Students will be introduced in an integrated manner to smoking cessation program that includes knowledge about the dangers of smoking to health, pharmacotherapy, aid tools and behavior change approaches. Students will be able to design intervention strategies for promoting smoking cessation.

Reference Text

- 1) How tobacco smoke causes disease: the biology and behavioral basis for smoking-attributable disease: a report of the Surgeon General. (2010). Rockville, MD: Dept. of Health and Human Services, Public Health Service, Office of Surgeon General.
- 2) Fiore MC, Jaén CR, Baker TB, et al. Treating Tobacco Use and Dependence: 2008 Update. Clinical Practice Guideline. (2008). Rockville, MD: U.S. Department of Health and Human Services. Public Health Service.
- 3) Arcangelo, VP, & Peterson AM (2013). Pharmacotherapeutics for advanced practice: a practical approach. Lippincott Williams & Wilkins, 3rd Edition, p 839-854.

Course Coordinator

Faizah Safina bt Bakrin

faizah_safina@um.edu.my

03-79677550

Course Assessment

Course will be assessed by Continuous Assessment (100%)

2017/2018



Learning Outcomes

1. Describe metabolic disorders and clinical laboratory investigations of major organ systems.
2. Determine techniques and methods for laboratory and equipment evaluation.
3. Interpret laboratory test results.
4. Apply the principles and techniques in organisation and laboratory management.

Course Synopsis

This course introduces suitable laboratory assessment methods for the clinical diagnosis of several pathological conditions. Emphasis is given on biochemical aspects of nutrition, disorders of thyroid, pituitary, adrenal, ovarian, testicular and renal hormones; the use of tumour markers, bone markers and cardiac markers; abnormalities in protein, lipid and carbohydrate metabolism; and the respective biochemical tests in laboratory investigation of these disorders.

This course also provides practical exposure for selection and evaluation of methods and laboratory equipment. Emphasis is placed on the principles of organisation and laboratory management - quality control, work flow, and general laboratory management.

Reference Texts

1. Burtis, C. A., Ashwood, E. R. & Bruns, D. E. (2012). *Tietz Textbook of Clinical Chemistry and Molecular Diagnostics* (5th Edition). Saunders.
2. Bishop, M. L., Fody, E. P. & Schoef, L. E. (2013). *Clinical Chemistry: Principles, Procedures, Correlations* (7th Edition). Lippincott Williams & Wilkins.

Course Coordinators

Dr. Rozaida Poh Yuen Ying

rozaiday@um.edu.my

03-79676611

Course Assessment

Course will be assessed by Continuous Assessment (70%) and a Final Exam (30%)



MIC3009: Ethical Practices in Biomedical Science (3 credit hours)

164

Learning Outcomes

1. Explain core ethical principles from a biomedical science perspective.
2. Identify core ethical principles relating to research in biomedicine.
3. Interpret ethical issues relating to research and publications.
4. Infer ethical issues related to diagnosis of genetic disorders and genetic counselling.
5. Summarise ethical issues related to animal experimentation.

Course Synopsis

Students will learn about ethical principles related to biomedical science. The students will have the opportunity to learn about the ethical issues that arise from many aspects of biomedical science and research, and will have the opportunity to give their opinions about the subject matters.

Reference Text

1. Macer, D. R. J. (2006). *A cross-cultural introduction to Bioethics*. Eubios Ethics Institute.
2. Beauchamp, T. & Childress, J. F. (2013). *Principles of Biomedical Ethics* (7th edition). Oxford University Press.

Course Coordinator

Dr. Bavani Arumugam

bavani@um.edu.my

603-79677898

Course Assessment

Course will be assessed by Continuous Assessment (60%) and a Final Exam (40%)

2017/2018



MIC3010: Advances in Medical Pharmacology (3 credit hours)

165

Learning Outcomes

1. Describe mechanisms of action of drugs, their pharmacokinetics and adverse effects.
2. Identify and relate the pharmacological actions of drugs to their uses in specific diseases.
3. Interpret concepts and techniques in classical pharmacology research, clinical trials, GCMS, HPLC, design & evaluation of clinical trials, pharmacoequivalent studies and pharmacogenomics.

Course Synopsis

The course focuses on:

1. Time course of drug effects.
2. Techniques in GCMS, HPLC, bioequivalence studies and pharmacogenomics.
3. Introduction to antisense and gene therapy.
4. Design & evaluation of clinical trials.
5. The pharmacology of drugs acting on the gastrointestinal, respiratory, cardiovascular and central nervous systems.
6. Experiments on drugs with analgesic properties, drugs affecting respiratory system and general evaluation of toxicity of drugs /substances in animals.

Reference Texts

1. Rang, H. P., Dale, M. M., Ritter, J. M., Flower, R. J. & Henderson, G. (2016). *Rang and Dale's Pharmacology* (8th Edition). Elsevier Churchill Livingstone.
2. Katzung, B., Masters, S. & Trevor, A. (2015). *Basic and Clinical Pharmacology* (13th Edition). McGraw Hill Professional.
3. Harvey, R. A. (2015). *Lippincott's Illustrated Reviews: PHARMACOLOGY* (6th Edition). Lippincott William & Wilkins

Course Coordinator

Dr. Dharmani Devi A/P Murugan

dharmani@ummc.edu.my / dharmani79@um.edu.my

03-79677566/4912

Course Assessment

Course will be assessed by Continuous Assessment (40%) and a Final Exam (60%)

2017/2018



Learning Outcomes

1. Distinguish the basic features of common pathogenic human viruses.
2. Determine how viruses replicate and are transmitted to human.
3. Explain the concepts for treatment, prevention and control of virus infection.

Course Synopsis

This course emphasises virology and important viruses for human diseases. Emphasis is given on the important key features of viruses, their structure, replication characteristics, pathogenesis, laboratory identification, treatment and prevention measures.

Reference Text

1. Ryan, K. J. & Ray, C. G. (2003). *Sherris Medical Microbiology. An Introduction to Infectious Diseases*. (4th Edition). McGraw Hill Professional.
2. Knipe, D. M. & Howley, P. M. (2013). *Fields Virology*. (6th Edition). Lippincott Williams & Wilkins.

Additional Texts/Reading Materials

1. Costanzo L. S. (2007) *Physiology*. Lippincott & Williams, Philadelphia; 4th edition.
2. Vander A., Sherman J. & Luciano D. (2001) *Human Physiology*. McGraw Hill 8th edition.

Course Coordinator

Assoc. Prof. Dr. Keivan Zandi
keivan@um.edu.my
03-79676674

Course Assessment

Course will be assessed by Continuous Assessment (60%) and a Final Exam (40%)



Learning Outcomes

1. Identify strategies of diagnosis in parasitic infections.
2. Describe the recent concepts in the transmission of parasites.
3. Apply basic principles in parasitology with regards to problems in parasitic infections.
4. Analyse experimental data of parasitic infection.
5. Explain the epidemiological methods used to identify parasitic infections in a human community.

Course Synopsis

The course covers aspects of maintenance of protozoa and helminth *in vivo* and cultivation of protozoa and helminth *in vitro*. Included are various diagnostic techniques as in culture of parasites, immunodiagnostic tests and techniques in molecular parasitology.

Reference Text

1. Hanes and Higgins. (1987). *Nucleic Acid Hybridization: A Practical Approach*. IRL Press, Oxford.
2. Service, M. (2012). *Medical Entomology for Students* (5th Edition). Cambridge University Press.
3. Ash, L. R. & Orihel, T. C. (2007). *Ash & Orihel's Atlas of Human Parasitology* (5th Edition). American Society of Clinical Pathologist Press.

Course Coordinator

Dr. Amirah Amir

amirahamir@um.edu.my

03-79674746

Course Assessment

Course will be assessed by Continuous Assessment (40%) and a Final Exam (60%)



Learning Outcomes

1. Conduct a relevant literature search for the research.
2. Interpret findings from the literature search to design experimental protocols.
3. Present the research proposal.
4. Apply research methods and protocols in a scientific project.
5. Perform experiments to obtain data.
6. Analyse results from the research project using appropriate analysis tools.

Course Synopsis

This course exposes the students to scientific research techniques, starting with analysing published research relevant to the research project. The course teaches the students to collate data from published manuscripts, interpret the results and how to put it into context for their own projects. The student will begin to perform experiments independently.

References

Current scientific papers, individual laboratory protocols

Course Coordinator

Dr. Azlina Ahmad Annuar

azlina_aa@um.edu.my

03-79674948

Course Assessment

Not applicable



MIC4002: Biomedical Science Horizons (3 credit hours)

169

Learning Outcomes

1. Define the different areas of current and up-and-coming research in Malaysia and internationally.
2. Explain the scientific aspects of the topics presented.
3. Express their opinions on topics related to biomedical science to other scientists and the public.

Course Synopsis

This course aims to introduce students to the current issues in biomedical science, new technologies and areas of research, while focusing on areas of potential research in the future. It also allows the students to meet and share with a range of scientists and professionals who are involved in a wide range of biomedical science.

References

Newspaper articles, current scientific papers, online resources

Course Coordinator

Dr. Azlina Ahmad Annuar

azlina_aa@um.edu.my

03-79674948

Course Assessment

Course will be assessed by Continuous assessment (70%) and a final exam (30%)

2017/2018



MIC4003: Advanced Human Physiology (3 credit hours)

1701

Learning Outcomes

1. Interpret physiological advanced knowledge in various fields.
2. Apply knowledge of advanced physiology in planning for the seminar.
3. Report on topics of current research.

Course Synopsis

Students will be exposed to the advanced physiological systems in the human body to enhance their interest in scientific research.

References

1. Barrett KE, et al. (2012). *Ganong's Review of Medical Physiology* (24th edition). McGraw Hill.
2. Any related scientific journals.
3. Widmaier E, et al. (2013). *Vander's Human Physiology: The Mechanism of Body Functions* (13th edition). McGraw Hill.

Course Coordinator

Assoc. Prof. Dr. Kim Kah Hwi

kimkh@um.edu.my

03-79674923

Course Assessment

Course will be assessed by Continuous assessment (50%) and a final exam (50%)

2017/2018



MIC4004: Diagnostic Bacteriology and Mycology (3 credit hours)

171

Learning Outcomes

1. Perform the correct microbiological techniques to isolate bacteria and fungi from clinical specimens.
2. Perform microbiological tests (including biochemical, serological, and antibiotic susceptibility tests).
3. Interpret microbiological test results to identify significant bacteria and fungi isolated from clinical specimens; and differentiate them from normal flora.
4. Apply basic principles of quality assurance and quality control in the daily activities of a diagnostic microbiology laboratory.
5. Describe basic principles, techniques, and results of molecular diagnostic methods (e.g. PCR) used in microbial identification.

Course Synopsis

The course consists of postings at the Diagnostic Bacteriology Unit, Diagnostic Mycobacteriology Unit, and the Diagnostic Mycology Unit, as well as laboratory training on practical skills and tutorials. Continuous assessment will consist of practical and OSPE exams as well as laboratory reports. Final examination will consist of practical and OSPE exams.

References

1. Mackie TJ, McCartney JE, and Collee JG. Practical Medical Microbiology. 14th edition. Elsevier, 2007.
2. Hawkey P and Lewis D. Medical Bacteriology: A Practical Approach. 2nd edition. OUP Oxford, 2004.
3. Larone DH. Medically Important Fungi: A Guide to Identification. 4th edition. ASM Press, 2002.

Course Coordinator

Dr. Nadia Atiya

nadia.atiya@ummc.edu.my

03-79492804/2982

Course Assessment

Course will be assessed by Continuous assessment (40%) and a final exam (60%)

2017/2018



Learning Outcomes

1. Apply research methods and protocols in a scientific project.
2. Perform experiments to obtain data.
3. Analyse results from the research project using appropriate analysis tools.
4. Interpret results in context of published literature.
5. Report results in an oral presentation and thesis.

Course Synopsis

This course exposes the students to scientific research techniques. Students are given the opportunity to conduct research independently from a selection of fields. The course trains student to collect and collate data, and interpret the results. An oral presentation and written thesis are compulsory components of the course.

References

Current scientific papers, individual laboratory protocols

Course Coordinator

Dr. Azlina Ahmad Annuar

azlina_aa@um.edu.my

03-79674948

Course Assessment

Course will be assessed by Supervisor's evaluation (20%) Oral presentation (40%) Written thesis (40%)



MIC4006: Laboratory Management and Quality Control (3 credit hours)

173

Learning Outcomes

1. Identify principles of quality control.
2. Study quality assurance procedures performed in a diagnostic laboratory.
3. Interpret the stages of quality management required in diagnostic laboratories.

Course Synopsis

This course describes the stages of quality control, quality assurance, quality system and quality management. Examples of total quality framework include quality planning, quality laboratory processes, quality control, quality assurance and quality improvement.

References

1. Kenneth N. Parson (2012). *Laboratory Quality/Management* (3rd Edition). Xlibris Corporation.
2. Harmening, D. M. (2012). *Laboratory Management: Principles and Processes* (3rd Edition). D.H. Pub. & Consulting.

Course Coordinator

Dr. Nur' Ain Salehen

Nurain_36@um.edu.my

03-79674902

Course Assessment

Course will be assessed by Continuous assessment (60%) and a final exam (40%)

2017/2018



Learning Outcomes

1. Describe the nervous system network.
2. Identify the structure and function of the nervous system.
3. Recognise the integrated mechanism between structure and molecules that give rise to differences in brain function.
4. Apply the knowledge about neuronal mechanisms to neurological diseases.

Course Synopsis

This course offers the students the chance to learn about the nervous system. Students will learn about the different systems that control thoughts and behaviour, senses and movement. Emphasis will be on an experimental approach to understand the various functions.

References

1. Kandel, E., & et. al. (2013). *Principles of Neural Science* (5th Edition). McGraw Hill Professional.
2. Nicholls, J. G. & et. al. (2012). *From Neuron to Brain: Cellular and Molecular Approach to the Function of the Nervous System* (5th Edition). Sinauer Associates.

Course Coordinator

Dr. Azlina Ahmad Annuar
azlina_aa@um.edu.my
03-79674948

Course Assessment

Course will be assessed by Continuous assessment (40%) and a final exam (60%)



Learning Outcomes

1. Determine the correct sites, equipment, procedures and techniques for collection and handling of blood specimens.
2. Complete the collection and handling of blood specimens correctly, skilfully, and safely.
3. Initiate appropriate methods to troubleshoot problems during clinical specimen collection and handling.

Course Synopsis

The student will allow the student to apply the theoretical and practical knowhow obtained from the MBEB 4108 course on Phlebotomy. The student will be given the responsibility of drawing and handling blood specimens from patients at the UMMC, according to assigned requests. The student will set a high professional standard during these assigned phlebotomy duties.

References

1. McCall, R. E. (2011) *Phlebotomy Essentials* (5th edition). Lippincott Williams & Wilkins.
2. Ernst, D.J. (2005) *Applied Phlebotomy* (1st edition). Lippincott Williams & Wilkins.

Course Coordinator

Dr. Suzita Mohd. Noor
suzita@um.edu.my
03-79674901

Course Assessment

Course will be assessed by Continuous assessment (100%)



Learning Outcomes

1. Apply molecular engineering techniques and methods.
2. Interpret the data obtained from experiments.
3. Perform DNA cloning techniques, procedures in the laboratory.

Course Synopsis

This course allows students to gain skills in molecular cloning techniques in creating potential recombinant clones for the purpose of vaccines and drugs production. It includes the techniques of isolating genomic DNA especially from bacteria, partially genomic RE techniques, competent cells preparation, techniques in direct selection of positive recombinant clones and their characterization.

References

1. Micklos, D. A., & Freyer, G. A. (2010). *DNA Science: A First Course in Recombinant DNA Technology*. Cold Spring Harbor Laboratory Press.
2. Sambrook, J., Fritsch, E. F. & Maniatis, T. (2006). *Molecular Cloning: A Laboratory Manual*. Cold Spring Harbor Laboratory Press.

Course Coordinator

Dr. Kee Boon Pin
bpkee@um.edu.my
03-79676601

Course Assessment

Course will be assessed by Continuous assessment (100%)



Learning Outcomes

1. Report pathogenic viruses using specific laboratory techniques.
2. Apply suitable laboratory tests for the diagnosis of pathogenic viruses.
3. Interpret laboratory results for the diagnosis of pathogenic viruses.

Course Synopsis

The course consists of laboratory postings to specific microbiology diagnostic units, i.e. General Virology & Serology, and Molecular Diagnostics. Emphasis will be placed on advanced laboratory diagnostic methods, and their relevance to clinical practice.

References

1. Sherris Medical Microbiology. An Introduction to infectious diseases. Ryan. Ed. Appleton & Lange.
2. Fundamental Virology. Fieldset et., Eds. Lippincott-Raven Publishers.

Course Coordinator

Dr. Kartini Abdul Jabar

jartiniaj@um.edu.my

03-79676661

Course Assessment

Course will be assessed by Continuous assessment (60%) and a final exam (40%)



Learning Outcomes

1. Explain the qualitative research process.
2. Identify the various qualitative research design.
3. Explain qualitative data collection and data analysis.
4. Explain strategies to ensure rigor in qualitative data.

Course Synopsis

This course will focused on qualitative research approaches. Topics will include various qualitative research approaches and other methods related to qualitative data collection and data analysis.

References

1. Creswell, J.W. (2009) Research Design: Qualitative, Quantitative and Mixed Methods Approaches. 3rd edition. Sage. Thousand Oaks.
2. Creswell, J.W. (2010) Qualitative inquiry & research design. 4th edition Sage. Thousand Oaks.
3. Munhall,L.M. (2010) Nursing Research ; a qualitative perspective. (3rd edition).Jones and Bartlett Publishers:Sudbury.
4. Pope,C., Mays,N & Popay,J. (2010) Synthesizing qualitative and quantative health evidence.Open University Press. Maidenhead
5. Ritchie,J. & Lewis, J. (2012) Qualitative Research Practice. Sage Publications: London.

Course Coordinator

Lecturers from FOM

Course Assessment

Course will be assessed by Continuous assessment (40%) and a final exam (60%)



Learning Outcomes

1. Follow work flow in laboratory/industry.
2. Apply knowledge learned to required tasks.
3. Perform assigned tasks.

Course Synopsis

Students will carry out duties in their chosen laboratory/industry within the Klang Valley or Putrajaya only for eight weeks. They will perform duties according to established work flow.

References

As given by the laboratory supervisor/laboratory manager

Course Coordinator

Dr. Chai Hwa Chia

hcca18@um.edu.my

603-79677522



2017/2018

**UNDERGRADUATE
GUIDEBOOK**

Faculty of Medicine

**NURSING
SCIENCE**



Message from Head of Department

Congratulations and welcome to the Bachelor in Nursing Science programme, offered by the Department of Nursing Science, Faculty of Medicine, and University of Malaya.

You have chosen a career with extraordinary potential and rewards. The current shortage of nurses has brought public awareness that there is simply no substitute for a nurse. Nurses are now recognized and prioritized as an essential part of the healthcare system in ensuring health and wellbeing of the society worldwide. And you have chosen a department where nurse education is at its best.

At the Department, we prepare students to become nursing leaders contributing to the advancement of health care and nursing profession. The research-intensive environment in University of Malaya with its full range of academic disciplines provides an exceptional environment for tertiary education in nursing.

We hope your educational experience here will be personally satisfying, as well as professionally stimulating and challenging. This handbook was created to assist you with your transition to graduate studies by providing a quick source of information that previous students have found to be useful. It will provide guidance in the aims, academic structure and contents, academic services and what is expected of you.

We realize that the choice to seek graduate study represents a significant commitment on your part and we hope that your experience here will meet your expectations. I encourage you to optimize the learning potentials provided by your mentors, peers, academic staff of other discipline and the rich resources available to you through the University.

The academic advisor will assist you with your academic planning, but the entire Department and staff stands ready to answer your questions and cheer you on, as well. We look forward to a great team effort!

Khatijah Lim Abdullah
Head
Department of Nursing Science



ACADEMIC STAFF

HEAD OF DEPARTMENT



Assoc. Prof. Dr. Khatijah Lim Abdullah

SRN, SCM, CCN (Neonatal), BSc (Hons) in Nsg (UK), MSc (Health Service Mgt.) (UK), Doctorate in Clinical Practice (Nsg) (UK)

Email: katlim@um.edu.my

Tel: +603-7949 3732

SENIOR LECTURERS



Dr. Vimala Ramoo

SRN, CCN, BNSc (Hons) (Mal), MEd (Planning & Admin.) (Mal), PhD (Mal)

Email: vimala@ummc.edu.my

Tel: +603-7949 2028



Dr. Chong Mei Chan

SRN, SCM, BNSc (Hons)(Mal), MSc (Health Com.)(Mal), PhD(Nursing)(AU)

Email : mcchong@um.edu.my

Tel: +603-7949 3675



SENIOR LECTURERS



Dr. Chui Ping Lei

SRN, ET Nursing, BSc (Hons)(Mal), MMedSc(Mal),
PhD (Mal)

Email: plchui@ummc.edu.my

Tel: +603-7949 3677



Dr. Tang Li Yoong

SRN, CCN, BSc (Hons)(Mal), MN
(Renal)(AU), PhD(Mal)

Email: lytang@ummc.edu.my

Tel: +603-7949 3677

LECTURERS



Norsiah Rahmat

SRN, SCM, Dip Adv Nsg (Teaching), BSc
(Hons) (Mal), MMedSc (PH)(Mal)

Email: norsiahr@um.edu.my

Tel: +603-7949 3644



Surindar Kaur a/p Surat Singh

SRN, SCM, Dip. Adv. Nsg(Teaching), BSc
(Hons)(Mal), MN(Midwifery)(AU)

Email: surindar@um.edu.my

Tel: +603-7949 3806



Lee Wan Ling

SRN, CCN, BSc (Hons)(Mal), MNSc (Mal)

Email: wlee@um.edu.my

+603-7949 3751



Kavitha Rasaiah

SRN, CCN, BSc (Hons)(Mal),
MEd(Curriculum Development)(Mal)

Email: lashia@um.edu.my

Tel: +603-7949 3645



LECTURERS

184



Nor Aziyan Yahaya

SRN, Oncology, Cert (Teaching), BNSc (Hons)
(Mal), MNSc (Mal)
Email: aziyan@ummc.edu.my
Tel: +603-7949 3677



Lai Lee Lee

SRN, AdvDipNsg(Perioperative), BNSc(Mal),
MMedSc(Mal)
Email: laill@um.edu.my
Tel: +603-7949 3745



Nor Zehan Ahmad

SRN, Cert (Teaching), BNSc (Mal), MNSc (Mal)
Email: norzehan@um.edu.my
Tel: +603-7949 2694



Noor Hanita Zaini

SRN, Cert (Teaching), BNsg (Mal), MNSc (Mal)
Email: noorhanita@um.edu.my
Tel: +603-7949 2694

2017/2018



NURSE TUTOR

185



Warit A/P Seron

SRN, Cert (Teaching), BNSc (Mal)

Email: waritseron@um.edu.my

Tel: +603-7967 2694

ADMINISTRATIVE STAFF



Fauziah Abdul Bab

Email: geepu3@um.edu.my

Tel: +603-7949 2806



Ros Shuhaida Abdul Manaf

Email: ros_shuhaida@um.edu.my

Tel: +603-7949 2806



Mohd Azli Mahadi

Email: azllyiella@um.edu.my

Tel: +603-7949 2806

2017/2018



INTRODUCTION

The Bachelor of Nursing Sciences programme is offered by the Department of Nursing Sciences, Faculty of Medicine. Department of Nursing Science was first established in 1993 as a Nursing Science unit under the Department of Allied Health Sciences. It was the first nursing unit to recognize the importance of baccalaureate education in nursing and became the pioneer in the transition in the nursing education program by upgrading nursing education from a diploma to a graduate program, Bachelor of Nursing Sciences in Malaysia. The unit has been involved in the undergraduate teaching leading to Bachelor in Nursing Sciences ever since its formation.

The unit was established as a clinical department: Department of Nursing Science in Faculty of Medicine, University of Malaya on the 1st July 2007.

The Vision of the Department is to be a center of excellence in nursing education by producing registered nurses that are competent, safe, has good moral values and critical thinking ability, caring and interacts with clients, families and communities in providing care in various health services in the country. With this vision our mission is to be excellent in educating and producing graduate at tertiary level in line with changes in technology and services in the field of nursing in Malaysia through teaching and learning and evidence based practice.

Bachelor of Nursing Sciences Programme covers eight semesters and two special semesters within 4 years and is specially designed to prepare nursing students with relevant knowledge, competencies and professionalism at undergraduate level.

The aim of this course is to produce nursing graduates with in-depth knowledge in nursing and medical sciences. Upon completion, graduates are expected to practice nursing critically and ethically by applying scientific nursing foundation in health care delivery.



PROGRAMME OBJECTIVES

The aim of the programme is to:

- i. Produce knowledgeable graduate nurses who will apply effective, ethical and safe nursing knowledge in providing nursing care to patient.
- ii. Produce graduate nurses with research culture and practice evidence based nursing.

EDUCATIONAL OUTCOMES

At the end of Bachelor of Nursing Science Programme, graduates are able to:

- PO1 – Competent in knowledge and skills necessary in the education and practice related to nursing.
- PO2 – Apply scientific nursing foundation in assessing, planning, implementing and evaluating the care of patients, families and communities.
- PO3 – Apply appropriate social skills and be responsible in meeting the needs of the patients.
- PO4 - Demonstrate professional behavior and personal values in accordance to the nursing ethics and code of conduct in delivering health care.
- PO5 - Communicate and collaborate effectively with patients, families, societies and other healthcare professionals as a team.
- PO6 - Conduct nursing research and solve patient's health problems scientifically using critical nursing skills.
- PO7 - Apply management of information technology towards lifelong learning in nursing.
- PO8 - Utilize managerial and entrepreneur skills while giving consultation services in patients' care.

ACADEMIC PROGRAMME & COURSE STRUCTURE

The academic year consists of two semesters. Two are normal semesters and one special semester. Each normal semester consists of:

1. Lectures – 14 weeks
2. Vacation (During Mid Semester) – 1 week
3. Examination – 3 weeks.

Meanwhile the special semester consists of 8 weeks of lectures and examination. Each student is given 3 weeks off within the 2 normal semesters.

Course offered is categorized under:

- I. University Courses
- II. Faculty Courses (Core and Electives)

Students are required to register and pass all courses. The courses will be conducted via lectures, tutorials, discussion and practical sessions in University Malaya Medical Centre and other health organization.



PROGRAMME STRUCTURE

188

1.Malaysian Students:

Courses Level	Courses Name		Credits
University Courses	GIG 1001	Islamic and Asian Civilisation <i>Tamadun Islam dan Tamadun Asia(TITAS)</i>	2
	GIG 1002	Ethnic Relations <i>Hubungan Etnik</i>	2
	GIG 1003	Basics of Entrepreneurship Culture <i>Asas Pembudayaan Keusahawanan</i>	2
	GIG 1004	Information Skills <i>Literasi Maklumat</i>	2
	GLT xxxx	English for Communication Programme	6
	GIG 1005	<i>Jalinan Masyarakat</i>	2
	GKX xxxx	Co-Curriculum Course	2
		External Faculty Elective <i>Kursus Elektif Luar Fakulti (KELF)</i>	4
	Total		22
Faculty Courses	Core Courses*		118
	Elective Courses		2
Total			142

2.International Students:

Courses Level	Courses Name		Credits
University Courses	GIG 1001	Islamic and Asian Civilisation <i>Tamadun Islam dan Tamadun Asia(TITAS)</i> <i>*This course will be exempted and will be replaced with a new course subject to the Approval by Senate</i>	2/K
	GIG 1006	Introduction to Malaysia <i>Pengenalan Kepada Malaysia</i>	2
	GIG 1003	Basics of Entrepreneurship Culture <i>Asas Pembudayaan Keusahawanan</i>	2
	GIG 1004	Information Skills <i>Literasi Maklumat</i>	2
	GLT xxxx	English for Communication Programme	6
	GIG 1001	Basic to Malay Language	3

2017/2018



	Bahasa Melayu Asas	
GLT 1005	Social Engagement Jalinan Masyarakat	2
GKX xxxx	Co-Curriculum Courses	2
	Faculty's External Elective Course Kursus Elektif Luar Fakulti (KELF)	4
Total		25
Faculty Courses	Core Courses*	118
	Elective Courses	2
Total		145



COURSE STRUCTURE

Year 1 (2016/2017)

Semester I

Category	Course Code	Course Name	Credits
University Course	GIG 1001	Islamic and Asian Civilisation (TITAS)	2
	GIG 1004	Information Skills	2
Core Courses	MID 1001	Basic Medical Science I	3
	MID 1002	Nursing Process	2
	MID 1003	Nursing Skills I	3
	MID 1004	Effective Communication in Nursing	2
	MID 1005	Health Psychology	2
	MID 1006	Nursing Practice I	3

Semester II

Category	Course Code	Course Name	Credits
University Course	GIG 1002	Ethnic Relations	2
	GIG 1003	Basic of Entrepreneurship Culture	2
Core Courses	MID 1007	Basic Medical Science II	3
	MID 1008	Nursing Skills II	4
	MID 1009	Pharmacology in Nursing	2
	MID 1010	Microbiology & Parasitology	2
	MID 1011	Nursing Practice II	4
	MID 1010	Sociology in Nursing	2



Year 2 (2017/2018)

Semester I

Category	Course Code	Course Name	Credits
University Course	GLT xxxx	English for Communication Programme	3
	GIG1005	Social Engagement	2
Core Course	MID 2001	Medical Nursing I	2
	MID 2002	Surgical Nursing I	2
	MID 2003	Nursing Concepts	2
	MID 2004	Nursing Practice III	4
	MID 2005	Basic Medical Science III	3

Semester II

Category	Course Code	Course Name	Credits
University Course	GLT xxxx	English for Communication Programme	3
Core Course	MID 2006	Surgical Nursing II	2
	MID 2007	Primary Health Care and Public Health	2
	MID 2008	Nursing Practice IV	4
	MID 2009	Medical Nursing II	2
	MID 2010	Basic Medical Science IV	3
Elective Course	MID 2011	Moral and Ethics in Nursing Profession	2



Year 3 (2018/2019)

192

Semester I

Category	Course Code	Course Name	Credits
University Course		Faculty's External Elective Course	2
Core Course	MID 3001	Professionalism and Legal Aspects in Nursing	2
	MID 3002	Obstetrics and Gynecology Nursing	3
	MID 3003	Paediatrics Nursing	3
	MID 3004	Nursing Research	3
	MID 3005	Nursing Practice V	2

Semester II

Category	Course Code	Course Name	Credits
University Course		Faculty's External Elective Course	2
Core Course	MID 3006	Community Health Nursing	3
	MID 3007	Statistics in Nursing Research	3
	MID 3008	Mental Health Nursing	2
	MID 3009	Counseling Skills for Nurses	2
	MID 3010	Nursing Practice VI	4

Special Semester

Category	Course Code	Course Name	Credits
Core Course	MID 3011	Orthopaedic, Ophthalmology, Otorhinolaryngology, Gerontology Nursing	3
	MID 3012	Nursing Practice VII	3

2017/2018



Year 4 (2019/2020)

193

Semester I

Category	Course Code	Course Name	Credits
University core course		Co-curriculum	2
Core Course	MID 4001	Emergency, Intensive and Perioperative Nursing	3
	MID 4002	Management and Leadership in Nursing	2
	MID 4003	Research project	5
	MID 4004	Nursing Practice VIII	3
	MID 4005	Teaching Function of A Nurse	2

Semester II

Category	Course Code	Course Name	Credits
Core Course	MID 4006	Nursing Practice IX	4
	MID 4007	Internship	5

Note

- Students are only allowed a total of 18 credits in Semester 1 Year 1.
- Students are allowed to register maximum 20 credit hours during normal semester and 9 credit hours in special semester.
- Information is subjected to changes according to University's ruling.

2017/2018



COURSE SUMMARY

YEAR I SEMESTER I (2016/2017)

MID 1001: Basics Medical Science I

3 credits

Learning Outcomes:

At the end of this course, students are able to:

1. identify the general principles and basic terminology for anatomy physiology and biochemistry.
2. explain the anatomy and physiology in the human body.

Course Synopsis

The course includes the anatomy, physiology and biochemistry of the cell, tissues, muscles, glands and the following systems:

- Musculoskeletal
- Circulatory
- Respiratory
- Digestive
- Renal

Reference Texts

Barret, K. E., Barman, S.M., Boitano, S. & Brooks, H. (2012). Ganong's. Review of Medical Physiology (24th Ed.). New York: McGraw Hill Medical.

Marieb, E.M. & Hoehn, K. (2016). Anatomy & physiology. (10th Ed.). Harlow: Essex Pearson.

Martini, F. H., Nath, J. L. & Bartholomew, E. F. (2014). Fundamentals of Anatomy & Physiology. (10th Ed.). New Jersey: Pearson.

Patton, K. T. & Thibodeau, G. A. (2013). Anthony's textbook of anatomy & physiology (20th Ed.). St. Louis, Mo.: Mosby/Elsevier.

Tortora, G. J. & Derrickson, B. H. (2011). Principles of Anatomy and Physiology (13th Ed.). New Jersey: John Wiley & Sons.

Course Assessment:

Course will be assessed by:

Continuous assessment - 40%

- Test 1 (20%)
- Test 2 (20%)

Final Examination: 60%

MID 1002: Nursing Process

195

2 credits

Learning Outcomes:

At the end of this course, students are able to:

1. explain the nursing theories and models.
2. explain the concept of nursing process.
3. explain the process of planning a nursing care plan using nursing process.

Course Synopsis:

This course consists of nursing theories and models as well as the required skills of the nursing process such as assessment, planning, implementation and evaluation.

Reference Texts:

- Alfaro, R. (2009). Applying Nursing Process: A Tool for Critical Thinking (7th Ed.). Philadelphia: Lippincott Williams & Wilkins.
- Carpenito, L. J. (2012). Nursing Diagnosis: Application to Clinical Practice (14th. Ed.). Philadelphia: Lippincott Williams & Wilkins.
- Cox, C. L., (2010). Physical Assessment For Nurses. Iowa: Wiley-Blackwell Publication.
- Gail, B. Ladwig, G.B. & Betty J. A. (2013). Mosby's Guide to Nursing Diagnosis. (4th. Ed.). St Louis: Mosby.
- Ladwig, G. B, Ackley B. J. & Makic M. B. F. (2016). Mosby's Guide to Nursing Diagnosis. (5th. Ed.). Philadelphia: Elsevier Mosby.

Course Assessment:

Course will be assessed by:

Continuous Assessment: 40%

- Written (30%)
- Presentation (10%)

Final Examination: 60%

2017/2018



MID 1003: Nursing Skills I

3 credits

196

Learning Outcomes:

At the end of the course the students are able to:

1. explain the principle of body mechanics, observations microbial and environmental safety.
2. explain the responsibilities before, during and after performing nursing procedures.
3. perform nursing procedures according to principles.
4. explain the elements of effective documentation.

Course Synopsis:

The course includes topics regarding body mechanics and positioning, comfort and safety needs of patient, observation of patients, admission and discharge of patients and documentation.

Reference Texts:

- Berman, A J. (2011). Kozier & Erb's Fundamentals Of Nursing Concepts, Process And Practice. (9th Ed.). New York: Prentice-Hall.
- Grodner, M., Roth, S. L., Walkingshaw, B. C. (2012). Nutritional Foundations and Clinical Applications: A Nursing Approach. (5th Ed.). Philadelphia: Elsevier Mosby.
- Potter, P. & Perry, A. G. (2010). Basic Nursing Theory And Practice. (7th Ed.). New York: Mosby.
- Potter P., Perry A. G., Stockert, P. & Hall, I. A. (2016). Fundamentals Of Nursing (9th Ed.). Philadelphia: Elsevier Mosby.
- Taylor C. Lillis, C, LeMone, P. & Lynn P. (2011). Fundamentals Of Nursing. The Art And Science Of Nursing Care. (7th Ed.). China: Lippincott Williams & Wilkins.

Course Assessment:

Course will be assessed by:

Continuous Assessment: 40%

- Test (20%)
- Assignment (20%)

Final Examination: 60%

2017/2018



MID 1004: Effective Communication In Nursing

2 credits

197

Learning Outcomes:

At the end of the course the students are able to:

1. explain the process of communication, communication styles and skills with client and healthcare personnel.
2. identify the factors influencing and barriers to effective communication.
3. discuss the communication strategies for client in specific situation.
4. identify the communication skills during interview session.

Course Synopsis:

This course includes concept and element in communication. It also covers verbal and non-verbal, barriers in communication, communication styles, listening skills, questioning and interviewing skills

Reference Texts:

- Arnold, E. & Boggo, K. U. (2003). Interpersonal Relationship: Professional Communication Skills For Nurses. (4th Ed.). St. Louise: W.B. Saunders Company.
- Bach S. (2015). Communication and Interpersonal Skills in Nursing. (3rd Ed.). Singapore: SAGA.
- Balzer-Riley, J. W. (2011) Communication in nursing (7th Ed.). St. Louis: Mosby.
- Hayes, D. A. & Arshad R. (2011). Effective communication in Nursing. Oxford Fajar: Malaysia.
- Servellen, V. & Marram, G. (2009). Communication skills for the health care professional: concepts, practice, and evidence. (2nd Ed.). Sudbury, Mass: Jones and Bartlett Publishers.

Course Assessment:

Course will be assessed by:

Continuous assessment: Assignment: 40%

- Role play (30%)
- Reflective report (10%)

Final Examination: 60%

2017/2018



MID 1005: Health Psychology

2 credits

198

Learning Outcomes:

At the end of the course students are able to :

1. explain concepts of health psychology.
2. describe the developmental psychology from childhood to elderly, health behaviors and psychobiologic perspective of pain and illness.
3. explain the models and theories related to cognitive, psychosocial and behavioral in health psychology.

Course Synopsis:

This course aims to identify concept on psychological health and psychological development from conception to adulthood. This course consists of developmental theories on cognition and psychology. It also include of psycho-social aspects and health behaviour.

Reference Texts:

- Berk, L. E. (2010). Development through the lifespan (5th Ed.). Boston: Allyn & Bacon.
- Niven, N. (2006). Psychology of Nursing Care (2nd Ed.).New York: Palgrave MacMillan.
- Ogden, J. (2007). Health psychology: a textbook, (4th Ed.). Berkshire, England: McGraw Hill Open University Press.
- Papalia, D. E, Olds, S. W. & Feldman, R (2009). Human Development, New York Boston: McGraw Hill.

Course Assessment:

Course will be assessed by:

Continuous assessment: 40%

- Assignment & Presentation (20%)
- Test (20%)

Final Examination: 60%

2017/2018



MID 1006: Nursing Practice I

3 credits

199

Learning Outcomes:

At the end of the course students are able to :

1. identify patients basic needs using assessment and communication skills.
2. perform basic nursing procedure according to nursing process approach.
3. perform individualized nursing care according to the patients' need.
4. record vital signs, intake output and basic nursing interventions in patients' chart.

Course Synopsis:

The course includes attachment to hospital wards to perform basic nursing procedures such as positioning, hygiene care, basic bed making, measuring vital signs and writing patient's report. It also provides opportunity for student to apply nursing process and communication skills.

Reference Texts:

- Berman, A. J. (2010) Kozier & Erb's Fundamentals Of Nursing Concepts, Process And Practice (9th Ed.) New York: Prentice-Hall.
- Potter, P. A. & Perry, A. G. (2010) Basic Nursing Theory And Practice (7th Ed.) New York: Mosby.
- Ingnatavicus, D. D. and Workman M. L. (2015). Medical Surgical Nursing – patient centered collaborative care (9th Ed.). Philadelphia: W.B. Saunders.
- Potter, P. A., Perry, A. G., Stockert, P. & Hall, A. (2013). Fundamentals of Nursing (8th Ed.). St. Louis: Elsevier Mosby.
- Taylor, C. Lillis, C., LeMone, P. & Lynn, P. (2011). Fundamentals Of Nursing. The Art And Science Of Nursing Care (7th Ed.). China: Lippincott Williams & Wilkins.

Course Assessment:

Continuous Assessment :100%

- Clinical assessment (40%)
- Reflective writing (20%)
- Case presentation (30%)
- Clinical evaluation (10%)

2017/2018



YEAR I SEMESTER 2 (2016/2017)

MID I007: Basic Medical Sciences II

200

3 credits

Learning Outcomes:

At the end of the course students are able to :

1. describe the macroscopic and microscopic structure of nervous, endocrine, sensory, reproductive and integumentary system.
2. explain the function and physiology of nervous, endocrine, sensory, reproductive and integumentary system.

Course Synopsis:

This course includes the anatomy, physiology and biochemistry of the following system:

- nervous system
- endocrine system
- sensory system
- reproductive system
- integumentary system

Reference Texts:

Applegate, E. J. (2011). Study guide for the anatomy & physiology learning system (4th Ed.). St. Louis, Mo.: Saunders/Elsevier.
Marieb, E. N. & Hoehn, K. (2013). Human anatomy & physiology (9th Ed.). Upper Saddle River: Pearson.
Patton, K. T. & Thibodeau, G. A. (2013). Anthony's textbook of anatomy & physiology (20th Ed.). St. Louis, Mo.: Mosby/Elsevier.
Thibodeau, G. A & Patton, K. T. (2012). Structure & function of the body (14th Ed.). St. Louis, Mo.: Elsevier/Mosby.
Waugh, A. & Grant, A. (2014). Ross and Wilson anatomy and physiology in health and illness. (12th Ed.). Edinburgh: Churchill Livingstone. Elsevier.

Course Assessment:

Course will be assessed by:

Continuous Assessment: Test 40%

- Test 1 (20%)
- Test 2 (20%)

Final Examination: 60%

2017/2018



MID 1008: Nursing Skills II

4 credits

201

Learning Outcomes:

At the end of the course students are able to :

1. explain the nursing responsibilities before, during and after performing nursing procedures.
2. perform the nursing procedures according to principles.
3. explain the principles and nursing responsibilities of drugs administration.
4. discuss the nursing responsibilities in caring for patient with intravenous therapy and blood transfusion.

Course Synopsis:

This course covers medical and surgical nursing procedures. It also include topics such as fulfilling elimination needs, specimen collection, intravenous therapy, blood transfusion and management of deceased patients.

Reference Texts:

- Berman, A J. (2011). Kozier & Erb's Fundamentals Of Nursing Concepts, Process And Practice (9th Ed.). New York: Prentice Hall.
- Grodner, M., Roth, S. L. & Walkingshaw, B. C. (2012). Nutritional Foundations and Clinical Applications: A Nursing Approach (5th Ed.). Philadelphia: Elsevier Mosby.
- Potter, P & Perry, A. G. (2010). Basic Nursing Theory And Practice (7th Ed.). New York: Mosby.
- Potter P., Perry A. G., Stockert P. & Hall A. (2016). Fundamentals Of Nursing (9th Ed.). Philadelphia: Elsevier Mosby.
- Taylor C., Lillis, C., LeMone, P. & Lynn P. (2011). Fundamentals Of Nursing. The Art And Science Of Nursing Care (7th Ed.). China: Lippincott Williams & Wilkins.

Course coordinator:

Madam Rasnah Abdul Rahman

Course Assessment:

Course will be assessed by:
Continuous Assessment: 40%

- Assignment (20%)
- Test (20%)

Final Examination: 60%

2017/2018



MID 1009: Pharmacology in Nursing

3 credits

202

Learning Outcomes:

At the end of the course students are able to :

1. explain the basic terminologies, principles of pharmacology and classification of drugs.
2. explain the actions, side effects, and adverse reactions of the various drugs.
3. discuss the nursing responsibilities in drugs administration.

Course Synopsis:

This course includes knowledge on terminology in pharmacology, drugs classification, actions, side effects, and adverse reactions of the various drugs. It also covers nursing responsibilities in drugs administration.

Reference Texts:

- Black, J. M. and Hawks, J. H. (2008). Medical Surgical Nursing – Clinical Management for Positive Outcome. (8th Ed.). St. Louis Saunders Elsevier.
- Berman, A., Snyder, S. J., Kozier, B. & Erb, G. (2008). Kozier & Erb's Fundamentals of Nursing Concepts, Process And Practice. (8th Ed.). Upper Saddle River, N.J.: Pearson Prentice Hall.
- Broyles, B. E., Reiss, B. S. & Evans, M. E. (2007). Pharmacological Aspects of Nursing Care. (7th Ed.). New York: Thomson Delmar Learning.
- Philips, L.D. (2010). Manual of I.V. Therapeutics: Evidence-Based Practice for Infusion Therapy. (5th Ed.). Philadelphia: F.A. Davis Co.
- Potter, P. A., & Perry, A. G. (2008). Fundamentals of Nursing. (7th Ed.). St. Louis, Mo.: London: Mosby.

Course coordinator:

Miss R.Kavitha Rasaiah

Course Assessment:

Course will be assessed by:

Continuous Assessment: 40%

- Assignment (20%)
- Test (20%)

Final Examination: 60%

2017/2018



MID 1010: Microbiology & Parasitology

2 credits

203

Learning Outcomes:

At the end of the course students are able to :

1. describe the classification and characteristics of microorganism.
2. explain the etiology and pathogenesis of bacteria, virus, fungi, spirochete, protozoa, parasites and filariasis.
3. explain the principles of immunology and adverse immune response.
4. explain the safety practices in the prevention of communicable diseases.

Course Synopsis:

This course consists of knowledge on microbiology, parasitology, immunology and safety practices in the prevention of communicable diseases.

Reference Texts:

- Abbas, A. & Lichtman, A. (2011). Basic immunology: functions and disorders of the immune system. Philadelphia: Saunders/Elsevier.
- Cornelissen, C.N., Fisher, B. D. & Harvey, R. A. (2014). Lippincott's Illustrated Reviews: Microbiology. (3rd Ed.). Philadelphia: Lippincott Williams & Willkins.
- Kenneth R., Ray C. G., Ahmad, N, Drew, W.L. & Plorde, J. (2014). Sherris medical microbiology (6th Ed.). New York: Mc Graw Hill Medical.
- Livinson, W. (2014). Review of Medical Microbiology & Immunology. (13th Ed.). New York: Mc Graw Hill Medical..
- Tortora, G. J., Funke, B. R. & Case, C. L. (2015). Microbiology: An Introduction. (12th Ed.). Upper Saddle River: Pearson.

Course Assessment:

Course will be assessed by:

Continuous Assessment: 40%

- Test 1 (20%)
- Test 2 (20%)

Final Examination: 60%

2017/2018



MID 1011: Nursing Practice II

4 credits

204

Learning Outcomes:

At the end of the course students are able to :

1. identify individualized nursing care to patient in the wards.
2. perform nursing skills to meet basic patients needs according to activity of daily living.
3. perform nursing care to patient with enteral feeding, intravenous therapy, blood transfusion, oxygen therapy, wounds, continuous bladder drainage and drainage tube.
4. identify the correct principles to administer the medications.

Course Synopsis:

The course includes attachment to ward to perform nursing procedures: enteral feeding, intravenous therapy, blood transfusion oxygen therapy, dressing and bandaging, catheterization and medication administration. It also provides opportunity for student to apply nursing process and communication skills.

Reference Texts:

- Berman, A. J. (2010). Kozier & Erb's Fundamentals Of Nursing Concepts, Process And Practice (9th ed.). New York: Prentice-Hall.
- Ingnatovicus, D. D. and Workman M. L. (2015). Medical Surgical Nursing – patient centered collaborative care (9th Ed.). Philadelphia : W.B. Saunders.
- Lehne, R. A. (2013). Pharmacology for nurses care. St. Louis: Elsevier Mosby.
- Potter, P.A., Perry, A.G., Stockert, P. & Hall, A. (2013). Fundamentals of Nursing (8th Ed.). St. Louis: Elsevier Mosby.
- Taylor, C. Lillis, C., LeMone, P. & Lynn, P. (2011). Fundamentals Of Nursing. The Art And Science Of Nursing Care (7th Ed.) China: Lippincott Williams & Wilkins.

Course Assessment:

Course will be assessed by:
Continuous Assessment: 100%

2017/2018



MID 1012: Sociology in Nursing

2 credits

205

Learning Outcomes:

At the end of the course students able to :

1. explain basic concepts in sociology in relation to culture, community, norms, values, socialization and its importance in nursing.
2. discuss the hospital as a social institution, health beliefs and practices, biomedical innovation, social and cultural changes and its impact on health and illness.
3. identify the sociological aspect of the sick roles of the patients and the patient-practitioner relationship.

Course Synopsis:

The course consists of introduction to basic concepts and scopes in sociology such as topics on culture, norms, values, socialization, stratification in society and medicalization. It also includes topics on hospital as a social institution, health beliefs and practices, biomedical innovation, social and cultural changes and its impact on health and illness. Sick roles of patient and patient-practitioner relationship will also be discussed.

Reference Texts:

- Ember, C. (2008). Culture Anthropology (12th.Ed.). New York : Prentice-Hall.
- Hashim Awang (1990). Pengantar antropologi perubatan. Kuala Lumpur: Dewan Bahasa dan Pustaka.
- Helman, C. (2007). Culture, health and illness : An introduction for health professionals (5th Ed.). London: Hodder Arnold.
- Scrambler, G. (2008). Sociology as applied to medicine (6th Ed.). Edinburgh : Saunders/Elsevier

Course Assessment:

Course will be assessed by:

Continuous assessment: 40%

- Assignment (20%)
- Role play assessment (20%)

Final Examination: 60%

2017/2018



YEAR 2 SEMESTER I (2017/2018)

MID 2001: Medical Nursing I

206

2 credits

Learning Outcomes:

At the end of the course students are able to :

1. identify the nursing care of patients with shock and electrolyte imbalance and principles of standard and transmission-based precaution.
2. describe nursing care of patient with infectious disease.
3. determine nursing care of patient with cardiovascular and respiratory disorders.

Course Synopsis:

This course consists of patient with of shock and electrolyte imbalance. It also includes nursing care of patients with infectious diseases, cardiovascular and respiratory disorders.

Reference Texts:

- Alexander, M. F, Fawcett, J. N & Runciman P. J. (2006). Nursing Practice Hospital And Home The Adult (3rd Ed.). Edinburgh: Churchill Livingstone Elsevier.
- Black, J. M. & Hawks J. H. (2008). Medical Surgical Nursing – Clinical Management for Positive Outcome (8th Ed.). St. Louis Saunders Elsevier.
- DeLaune,S.C. & Ladner,P.K. (2011). Nursing Faudamental: Standard and Practice. Cengage Asia Singapore.
- LeMone, P. & Burke, K. M. (2008). Medical-surgical nursing care: Critical Thinking in Client Care (4th Ed). New Jersey: Pearson Prentice Hall.
- Ignatavicius, D. D & Workman M. L. (2009). Medical-surgical nursing: critical thinking for collaborative care. (6th Ed.). St.Louis: Saunders Elsevier.

Course Assessment:

Course will be assessed by:

Continuous Assessment : 40%

- Test I-20%,
- Assignment: 20%

Final Examination: 60%

2017/2018



MID 2002: Surgical Nursing I

2 credits

207

Learning Outcomes:

At the end of the course students are able to :

1. explain the pre and post operative care and complications for surgical patients.
2. identify wound care and pain management in surgical patients.
3. determine the nursing care of patients with cancer, vascular, cardiothoracic, mammary and endocrine disorder.

Course Synopsis:

This course consist of nursing care of pre and post operative patients, post operative complications and discomfort. It also includes surgical care of patients with wound, vascular, cardiothoracic, mammary and endocrine disorder.

Reference Texts:

- Berman, A J.& Snyder,S. (2011) Kozier & Erb's Fundamentals Of Nursing Concepts, Process And Practice (9th ed.) New York. Prentice-Hall**
- Berman A.J. & Snyder,S. (2011). Skills in Clinical Nursing (7th ed.). Prentice Hall.*
- Black, J.M. and Hawks J.H, (2008) Medical Surgical Nursing – Clinical Management for Positive Outcome (8th ed.) St. Louis Saunders Elsevier.
- LeMone, P. & Burke, K. M. (2008) Medical-surgical nursing care: Critical Thinking in Client Care (4th ed). New Jersey: Pearson Prentice Hall.
- Potter, P. A., Perry, G., Hall, A. & Stockert P.A. (2009) Fundamentals of nursing (7th. ed.). St. Louis : Mosby.

Course Assessment:

Course will be assessed by:

Continuous assessment :

- Test I: 20%
- Test II: 20%

Final examination: 60%

2017/2018



MID 2003: Nursing Concepts

2 credits

208

Learning Outcomes:

At the end of the course students are able to :

1. describe the various concepts and transcultural care in nursing.
2. explain theories related to the nursing concepts and transcultural care.
3. discuss the implication and nursing responsibilities of the nursing concepts.

Course Synopsis:

This course covers various nursing concepts, related theories and transcultural care nursing. The implication and nursing responsibilities of the nursing concepts will also be discussed.

Reference Texts:

- Black, B.P. & Chitty, K.K. (2014). Professional Nursing: concepts & challenges. Elsevier, St. Louis. Missouri.
- Giddens, J.F. (2014). Concepts for Nursing Practice. Elsevier Mosby. St Louis, Missouri.
- Giger,J.N. (2012). Transcultural Nursing, (6th Ed). Elsevier Inc.St. Louis, Missouri.
- Hood, L. J. (2010). Leddy & Pepper's Conceptual Bases of Professional Nursing (7th Ed.). Philadelphia: Wolters Kluwer Lippincott Williams & Wilkins.
- Potter, P.A. (2013). Fundamentals of Nursing. (8th edition). Elsevier Mosby. St Louis, Missouri.

Course Assessment:

Course will be assessed by:

Continuous assessment: 40%

- Assignment 20%
- Test 20%

Final Examination: 60%

2017/2018



MID 2004: Nursing Practice III

4 credits

209

Learning Outcomes:

At the end of the course students are able to :

1. provide pre and post operative care on surgical patients with cancer, vascular, cardiothoracic, mammary and endocrine.
2. perform nursing care to patient with medical conditions: infectious diseases, cardiovascular, respiratory disorders and cancer.
3. provide the management and nursing care of patients with shock and/or electrolyte imbalance.
4. demonstrate nursing procedures on medical and surgical patients.

Course Synopsis:

The course is a clinical attachment to medical and surgical wards to provide nursing care and perform medical-surgical procedures for patients with cancer, vascular, cardiothoracic, mammary, endocrine, infectious diseases, and respiratory disorders. It also provides opportunity for student to apply isolation technique on patients with infectious disease.

Reference Texts:

- Berman, A J. & Snyder, S. (2011) Kozier & Erb's Fundamentals Of Nursing Concepts, Process And Practice (9th Ed.). New York. Prentice-Hall
- Black, J.M. and Hawks J.H, (2008) Medical Surgical Nursing – Clinical Management for Positive Outcome (8th Ed.) St. Louis Saunders Elsevier.
- Corner, J. & Bailey, C. (2008) Cancer nursing : care in context (2nd ed.). Oxford: Blackwell Pub.
- DeLaune, S.C. & Ladner, P.K. (2011). Nursing Fundamental: Standard and Practice. Cengage Asia Singapore.
- LeMone, P. & Burke, K. M. (2008). Medical-surgical nursing care: Critical Thinking in Client Care (4th Ed). New Jersey: Pearson Prentice Hall.

Course Assessment:

Course will be assessed by:

Continuous Assessment: 100%

- Case study and presentation -30%
- Report writing - 20%
- OSCE - 40%
- Clinical Evaluation- 10%

2017/2018



Learning Outcomes:

At the end of the course students are able to :

1. Identify fluid therapy and the management of patients with shock and electrolyte imbalance.
2. Explain the clinical manifestation of for patient with infectious diseases.
3. Describe the clinical manifestation and management of patient with mammary, cardiothoracic, vascular, respiratory, thyroid disorder and cancer.

Course Synopsis:

This course consists of topics on management of shock, fluid and electrolyte imbalance and fluid therapy. It also includes medical and surgical management of patients with cancer, mammary, cardiothoracic, respiratory, vascular and thyroid disorder.

Reference Texts:

- Chabner, B. & Longo, D. L. (2011). Cancer chemotherapy and biotherap: principles and practice (5th Ed.) Philadelphia: Wolters Kluwer/Lippincott Williams & Wilkins Health
- DeLaune, S.C. & Ladner, P.K. (2011). Nursing Faudamental: Standard and Practice. Cengage Asia Singapore.
- LeMone, P. & Burke, K. M. (2008). Medical-surgical nursing care: Critical Thinking in Client Care (4th Ed). New Jersey: Pearson Prentice Hall.
- Ignatavicius, D. D & Workman M. L. (2009). Medical-surgical nursing: critical thinking for collaborative care. (6th Ed.). St.Louis: Saunders Elsevier.
- Stephen, J, McPhee, Hammer, G. D. (2014). Pathophysiology of Diseases: An Introduction to Clinical Medicine. (7th Ed). New York: Mc Graw-Hill Education.

Course Assessment:

Course will be assessed by:

Continuous Assessment : 40%

- Test I-20%,
- Test II: 20%

Final Examination: 60%



YEAR 2 SEMESTER 2 (2017/2018)

MID 2006: Surgical Nursing II

211

2 credits

Learning Outcomes:

At the end of the course students are able to :

1. Identify surgical nursing responsibilities in specific procedures related to gastrointestinal, hepatobiliary, urological, and neurosurgical disorders.
2. Determine the pre and post operative nursing care for patient with alteration of gastrointestinal, hepatobiliary, urological, neurosurgical disorders and burns.

Course Synopsis:

This course comprises pre operative and post operative nursing care of surgical patient with alteration gastrointestinal, renal and genitourinary, CNS disorders and burns. It also covers topics on specific investigations for surgery and surgical procedures.

Reference Texts:

- Berman, A J.& Snyder,S. (2011) Kozier & Erb's Fundamentals Of Nursing Concepts, Process And Practice (9th ed.) New York. Prentice-Hall**
- Berman A.J. & Snyder,S. (2011). Skills in Clinical Nursing (7th ed.). Prentice Hall.*
- Black, J.M. and Hawks J.H, (2008) Medical Surgical Nursing – Clinical Management for Positive Outcome (8th ed.) St. Louis Saunders Elsevier.
- LeMone, P. & Burke, K. M. (2008) Medical-surgical nursing care: Critical Thinking in Client Care (4th ed). New Jersey: Pearson Prentice Hall.
- Potter, P. A., Perry, G., Hall, A. & Stockert P.A. (2009) Fundamentals of nursing (7th. ed.). St. Louis : Mosby.

Course Assessment:

Course will be assessed by:

Continuous Assessment: 40%

- Assignment- 20%
- Test – 20%

Final Examination: 60%

2017/2018



MID 2007: Primary Health Care and Public Health

3 credits

212

Learning Outcomes:

At the end of the course students are able to :

1. Describe the concepts, elements and nursing roles in primary care, family and community health care, and environmental health.
2. Explain the concept of epidemiology, health promotion and health education.
3. identify the activities and concept of home visiting.

Course Synopsis:

This course includes the concepts and elements in primary, family and community health care, health promotion, health education, epidemiology, home visiting including the nursing roles.

Reference Texts:

McMurray, A. & Clendon, J. (2011). Community Health and Wellness: Primary Health Care in Practice (4th Ed.). Churchill Livingston Elsevier.*

Allender JA., Rector C., Warner KD Community & Public Health Nursing: Promoting the PUBLIC'S HEALTH International Edition 8th edition Copyright 2014 Wolters Kluwer Lippincott Williams & Wilkins

Clark MJ Copyright 2013 Community Health Nursing: Advocacy for Population Health 5th edition Pearson

Mary A. N & McEwen M Community/Public Health Nursing, 6th Edition
Copyright 2015

Course Assessment:

Course will be assessed by:

Continuous assessment :

- Test : 10%
- Assignment : 30%

Final Examination : 60%

2017/2018



MID 2008: Nursing Practice IV

4 credits

213

Learning Outcomes:

At the end of the course students are able to :

1. perform nursing care to patient with medical conditions; autoimmune, integumentary, renal, hematology, endocrine and neurological disorders.
2. provide surgical nursing care for patient with alteration of gastrointestinal, urological, neurological disorders and burns.
3. demonstrate medical-surgical nursing procedures on patients.

Course Synopsis:

The course is a clinical attachment to medical and surgical wards to provide nursing care and perform medical-surgical procedures for patients with autoimmune, integumentary, renal, hematology, endocrine, neurological, gastrointestinal, urological, and burns .It also provides opportunity for student to perform neurological assessment to patient with neurological disorders.

Reference Texts:

- Berman, A J. & Snyder, S. (2011) Kozier & Erb's Fundamentals Of Nursing Concepts, Process And Practice (9th Ed.). New York. Prentice-Hall
- Black, J.M. and Hawks J.H, (2008) Medical Surgical Nursing – Clinical Management for Positive Outcome (8th Ed.) St. Louis Saunders Elsevier.
- Corner, J. & Bailey,C. (2008) Cancer nursing : care in context (2nded.). Oxford: Blackwell Pub.
- DeLaune,S.C. & Ladner,P.K. (2011). Nursing Faudamental: Standard and Practice. Cengage Asia Singapore.
- LeMone, P. & Burke, K. M. (2008). Medical-surgical nursing care: Critical Thinking in Client Care (4th Ed). New Jersey: Pearson Prentice Hall.

Course Assessment:

Course will be assessed by:

Continuous Assessment: 100%

- Case study and presentation -30%
- Reflective writing -10%
- OSCE -50%
- Clinical Evaluation- 10%

2017/2018



MID 2009: Medical Nursing II

2 credits

214

Learning Outcomes:

At the end of the course students are able to :

1. Identify the nursing responsibility in diagnostic procedure for patient with, gastrointestinal, renal, hematology, endocrine and neurological disorders.
2. determine the nursing care of patient with autoimmune, integumentary , gastrointestinal, integumentary, renal, hematology, endocrine and neurological disorders.

Course Synopsis:

The course includes nursing care of patients with alterations of body systems which consist of autoimmune, integumentary, gastrointestinal, integumentary, renal, hematology, endocrine and neurological disorders. It's also includes nursing responsibilities in specific procedures related to the diseases.

Reference Texts:

- Berman, A J.& Snyder,S. (2011) Kozier & Erb's Fundamentals Of Nursing Concepts, Process And Practice (9th ed.) New York. Prentice-Hall.
- Berman A.J. & Snyder,S. (2011). Skills in Clinical Nursing (7th ed.). Prentice Hall.*
- Black, J.M. and Hawks J.H, (2008) Medical Surgical Nursing – Clinical Management for Positive Outcome (8th ed.) St. Louis Saunders Elsevier.
- LeMone, P. & Burke, K. M. (2008) Medical-surgical nursing care: Critical Thinking in Client Care (4th ed). New Jersey: Pearson Prentice Hall.
- Ignatavicius, D.D & Workman M.L. (2005).Medical Surgical Nursing – A Nursing Process Approach Philadelphia: Saunders.

Course coordinator:

Madam Noor Hanita

Course Assessment:

Course will be assessed by:

Continuous Assessment: 40%

- Test
- Assignment

Final Examination: 60%

2017/2018



MID 2010: Basic Medical Science IV

3 credits

215

Learning Outcomes:

At the end of the course students are able to :

1. Identify etiology, pathophysiology, clinical manifestations, investigation, and complications in autoimmune disease, integumentary , gastrointestinal, renal, hematological, endocrine, neurological, urological system and burns.
2. Explain the medical management of patients with autoimmune disease, integumentary , gastrointestinal, renal, hematological, endocrine, neurological, urological system and burns.
3. Describe the surgical management of patients with autoimmune disease, integumentary, gastrointestinal, renal, hematological, endocrine, neurological, urological system and burns.

Course Synopsis:

This course includes etiology, pathophysiology, clinical manifestations, investigation, complications, surgical and medical management in the autoimmune disease, integumentary , gastrointestinal, renal, hematological, endocrine, neurological, urological system and burns

Reference Texts:

- Berman, A J.& Snyder,S. (2011) Kozier & Erb's Fundamentals Of Nursing Concepts, Process And Practice (9th ed.) New York. Prentice-Hall.
- Berman A.J. & Snyder,S. (2011). Skills in Clinical Nursing (7th ed.). Prentice Hall.*
- Black, J.M. and Hawks J.H, (2008) Medical Surgical Nursing – Clinical Management for Positive Outcome (8th ed.) St. Louis Saunders Elsevier.
- LeMone, P. & Burke, K. M. (2008) Medical-surgical nursing care: Critical Thinking in Client Care (4th ed). New Jersey: Pearson Prentice Hall.
- Ignatavicius, D.D & Workman M.L. (2005).Medical Surgical Nursing – A Nursing Process Approach Philadelphia: Saunders.

Course Assessment:

Course will be assessed by:

Continuous Assessment : 40%

- Test I-20% (week 7)
- Test II: 20% (week 14)

Final Examination: 60%

2017/2018



MID 2011: Moral and Ethics in Nursing Profession

2 credits

216

Learning Outcomes:

At the end of the course students are able to :

1. Describe moral and ethical principles in nursing.
2. Explain the code of professional conduct in nursing.
3. Explain the ethical dilemma and ethical decision making in patient care.
4. Discuss ethical issues in nursing practice, education, management and research.

Course Synopsis:

The course includes definition of moral and ethics, ethical theories, ethical principles and code professional conduct that control nursing practice. It also covers ethical issues, ethical dilemmas and decision making in clinical practice, management, education and research.

Reference Texts:

- Burkhardt, M.A. & Nathaniel A.K. (2009). Ethics & issues in contemporary nursing (3rd Ed.). Australia; Albany: Delmar.
- Burnard, P. & Chapman, C.M. (2004) Professional And Ethics Issues In Nursing (3rd Ed.). London: Bailliere Tindall.
- Butts J.B. & Rich, K.L. (2008) Nursing ethics: across the curriculum and into practice (2nd Ed.). Sudbury, MA: Jones and Bartlett Publishers.
- Chitty, K. K. & Black, B.P. (2011). Professional Nursing: Concepts & Challenges. (6th Ed.) Maryland: Saunders Elsevier.
- Fry, S.T., Veatch, R.M. & Taylor, C. (2011). Case Studies In Nursing Ethics.(4th Ed.). Sudbury, MA: Jones & Bartlett Learning.
- Thompson, I.E., Melia K.M., Boyd, K.M. & Horsburgh, D. (2006) Nursing Ethics. (5th Ed.). London: Churchill Livingston.

Course Assessment:

Course will be assessed by:

Continuous Assessment:

- Test - (20%)
- Assignment - 20%

Final Examination: 60%

2017/2018



YEAR 3 SEMESTER I (2018/2019)

217

MID 3001: Professionalism and Legal Aspects in Nursing

2 credits

Learning Outcomes:

At the end of the course students are able to :

1. explain the concept of professionalism in nursing.
2. Identify the types of law influencing nursing practice and health services.
3. Apply legal principles in medico-legal issues related to nursing practice.

Course Synopsis:

This course consists of professionalism and challenges, nurses act, rules of employment, introduction to law, law related to healthcare practice, medico-legal issues & its application in nursing practice.

Reference Texts:

- Black, B.P. (2013). Professional Nursing: Concept & Challenges (7th ed). Elsevier Inc.: St. Louise.
- Hood, L.J. (2014). Leddy & Pepper's Conceptual Bases of Professional Nursing (8th ed). Lippincott: Philadelphia.
- Glembocki, M.M., & Fitzpatrick, J.J. (2013). Advancing Professional Nursing Practice: Relationship-based care and the ANA Standards of Professional Nursing Practice. Creative Health Care Management: USA.
- Puteri Nemie Jahn Kassim. (2012). Nursing Law and Ethics. International Law Book Services: Petaling Jaya.
- Thompson, I.E., Melia, K.M., Boyd, K.M. & Horsburgh, D. (2006) Nursing Ethics (5th ed). Churchill Livingstone, Edinburgh.

Course Assessment:

Course will be assessed by:

Continuous assessments: Assignment : 40%
Final Examination: 60%

2017/2018



MID 3002: Obstetric & Gynecologic Nursing

3 credits

218

Learning Outcomes:

At the end of the course students are able to :

1. Explain the physiological changes during pregnancy, labor and puerperium.
2. Identify the assessment and management of women during pregnancy, labour and puerperium.
3. Describe the assessment and care of newborn baby.
4. Discuss the management and nursing care of women with obstetrics and gynecological condition.

Course Synopsis:

This course consists of knowledge and skills of Obstetric and Gynecology Nursing. It includes nursing care during the antenatal period, management of mothers in all stages of labour and puerperium. It also focuses on nursing care of the newborn and women with common obstetrics and gynaecology conditions.

Reference Texts:

- Aminah Hashim, A., Sood, M., & Padubidri, V. (2008). Obstetric Nursing. Shah Alam: Oxford.
- Hatfield, N. T., (2014). Introductory maternity & Pediatric nursing 3rd ed. Philadelphia: Lippincott Williams & Wilkins Health, 2014.
- Leifer, G., (2012). Maternity nursing: An introductory text. 11 ed. St. Louis, Mo.: Elsevier/Saunders.
- Lowdermilk, D.L., Perry S.E., Cashion, M.C., & Alden, K.R. (2012). Perry Maternity and Women's Health Care, 10th ed. St. Louis, MO.: Elsevier Mosby.
- McKinney, E.S. James S.R. Murray, S.S., & Ashwill J.W. (2013). Maternal-Child Nursing 4th ed. St. Louis: Elsevier Saunders.
- Ricci S.S., (2013). Essentials of Maternity, Newborn, and Women's Health Nursing, 3rd ed. Philadelphia: Wolters Kluwer Lippincott Williams and Wilkins.
- Perry, S.E., (2012). Maternal and Newborn Nursing 2nd ed. (Clinical Companion). St. Louis, MO: Mosby.

Course Assessment:

Course will be assessed by:

Continuous Assessment: Test 20% Assignment 20%

Final Examination: 60%

2017/2018



MID 3003: Paediatrics Nursing

3 credits

219

Learning Outcomes:

At the end of the course students are able to :

1. Explain the assessment and management of medical surgical conditions in paediatrics.
2. Determine the nursing care of paediatric patients with medical surgical conditions.
3. Identify the nursing responsibilities related to paediatrics skills.

Course Synopsis:

This course prepares students on assessment and management of medical surgical conditions in paediatrics. It includes nursing care of paediatric patients with various medical surgical conditions and skills.

Reference Texts:

- Daeschner, W. Jr & Richardson, C.J. (2012). Pediatric Nursing. Sanat Printers. Kandii.
- Hockenberry, M.J. (2014) Wong's essentials of pediatric nursing. (9th ed.). St. Louis : Mosby.
- Hockenberry, M.J. & Wilson, D. (2014). Wong's Nursing care of Infant and Children. (9th ed). Elsevier Mosby, St. Louis. Missouri
- Kyle, T. & Carman, S. (2013) Essentials of Pediatric Nursing. (2nd ed.) Philadelphia. Lippincott Williams & Wilkins.
- Sheridan, M., Sharma, A. & Cockerill, h. (2014) .Mary Sheridan's from Birth to Five Years: Children's Developmental Progress. NFER Publishing Co. Ltd., New York.

Course Assessment:

Course will be assessed by:

Continuous assessment : Assignment 20% Test: 20%

Final Examination: 60%

2017/2018



MID 3004: Nursing Research

3 credits

220

Learning Outcomes:

At the end of the course students are able to :

1. Explain the principles of research process, its application to nursing and health practices and nurses' roles in the research process.
2. Describe research design and methodology applied in nursing research.
3. Discuss ethical considerations in nursing research.
4. Write a research proposal.

Course Synopsis:

In this course, students will learn the research process applied in nursing practice. This course will provide introduction to both quantitative and qualitative research approaches. The steps involve in the research process will be examined, discussed and developed into nursing research proposal. This course also will encourage the students to analyse published nursing researches of its methodology and application to nursing practice. The importance of utilizing research finding into patient care will be emphasised. Nurses' role and responsibilities as consumer of research will be highlighted. Students will be provided opportunity to communicate their research ideas through oral presentation.

Reference Texts:

- Grove, S. K., Gray, J.R. & Burns, N. (2015). Understanding nursing research : building an evidence-based practice (6th ed.). Missouri: Elsevier Saunders.
- Creswell,J.W. (2014). Research design: Qualitative, quantitative and mixed method approaches (4th ed.). USA: Sage.
- Kurup, C.P.B. (2014). Nursing Research & Statistics (3th ed.). New Delhi: Jaypee Brothers Medical Publications (P) Ltd.
- LoBiondo-Wood, G. Haber, J. (2010) Nursing Research: Methods and Critical Appraisal for Evidence-Based Practice. (7th ed.). St. Louis, Mosby.
- Polit, D. F. & Beck, C. T. (2010). Essentials of nursing research: appraising evidence for nursing practice (7th ed.). Philadelphia: Wolters Kluwer Health

Course Assessment:

Course will be assessed by:
Continuous Assessment - Quiz 10%; Assignment 30%

Final Examination: 60%

2017/2018



MID 3005: Nursing Practice V

221

4 credits

Learning Outcomes:

At the end of the course students are able to :

1. Identify nursing interventions for women during pregnancy, labor, puerperium and with gynaecological conditions based on assessment.
2. Perform assessment and nursing care to babies and children with various medical, surgical and congenital problems.
3. Perform nursing skills related obstetrics & gynaecology and paediatric nursing.

Course Synopsis:

The course provides clinical experiences in paediatric, obstetrics, gynaecology wards and clinics. It gives opportunity for students to practice nursing care of women during antenatal, intrapartum and postpartum, and with gynaecological conditions, nurse babies and children with various medical, surgical and congenital problems. Students are required to perform related nursing procedures.

Reference Texts:

- Berman, A J. (2010) Kozier & Erb's Fundamentals Of Nursing Concepts, Process And Practice (9th ed.) New York. Prentice-Hall
- Black, J.M. and Hawks J.H, (2008) Medical Surgical Nursing – Clinical Management for Positive Outcome (8th ed.) St. Louis Saunders Elsevier
- Ingnatovicus, D.D. and Workman M.L. (2009) Medical Surgical Nursing – patient centered collaborative care (6th ed.). Philadelphia : W.B. Saunders
- Potter & Perry (2010) Basic Nursing Theory And Practice (7th ed.) New York : Mosby
- Taylor C. Lillis, C, LeMone, P. Lynn P. (2011) Fundamentals Of Nursing. The Art And Science Of Nursing Care (7th ed.) China: Lippincott Williams & Wilkins

Course Assessment:

Course will be assessed by:

- Continuous Assessment: 100%
- Case presentation 40%
 - Report writing 10%
 - Clinical assessment 40%
 - Clinical Evaluation 10%

2017/2018



YEAR 3 SEMESTER 2 (2018/2019)

MID 3006: Community Health Nursing

222

3 credits

Learning Outcomes:

At the end of the course students are able to :

1. explain the concept of maternal and child health care and risk management.
2. explain the concept of school health services, occupational health and children with special needs including rehabilitation.
3. Identify the nutritional needs for maternal and child wellbeing.
4. Describe the immunization schedule in Malaysia.

Course Synopsis:

This course consists of concepts of child health assessment from babies to school children, high risk approach for children and mothers, school health services and handling children with special needs at community level. It includes nutrition for maternal and child wellbeing and immunization schedule as well as the role of the nurse in immunization and rehabilitation programme.

Reference Texts:

Yadav, H., Chong, M. C., See, T. L. (2011). Community Health Nursing. Oxford Fajar: Kuala Lumpur

Allender JA., Rector C., Warner KD Community & Public Health Nursing: Promoting the Public's Health International Edition 8th edition Copyright 2014 Wolters Kluwer Lippincott Williams & Wilkins

Clark MJ Copyright 2013 Community Health Nursing: Advocacy for Population Health 5th edition Pearson.

Mary A. N & McEwen M Community/Public Health Nursing, 6th Edition Copyright 2015

Course Assessment:

Course will be assessed by:

Assignment: 20% Test 20%

Final Examination: 60%

2017/2018



MID 3007: Statistics in Nursing Research

3 credits

223

Learning Outcomes:

At the end of the course students are able to :

1. explain the use of statistics, variables, scale of measurements, measure of central tendency and variability.
2. demonstrate proficiency in data management and data entry.
3. summarize data into tabulation and graphical presentation.
4. perform descriptive and inferential statistical analysis and interpretation using basic statistical knowledge and skills.

Course Synopsis:

Students will be introduced to the usage of statistics in health context such as basic concept of descriptive and inferential statistics. Student will also learn the process of data entry and management, data analysis, data interpretation and presentation and also reporting the results. Students will be given opportunities to use the Statistical Package for the Social Sciences (SPSS) software for statistical analysis.

Reference Texts:

Chinna, K., Karuthan, K. & Choo, W.Y. (2012). Statistical analysis using SPSS. Kuala Lumpur: Pearson Malaysian Sdn Bhd.

Kurup, C.P.B. (2014). Nursing Research & Statistics (3th ed.). New Delhi: Jaypee Brothers Medical Publications (P) Ltd.

Lee, N.& Yadav., H (2010) Statistics for health care professionals, Kuala Lumpur: University of Malaya Press.

Polit, Denise F. (2010). Statistics and data analysis for nursing research (2nd ed.). Upper Saddle River, NJ: Pearson.

Sharma, S.K. (2015). Nursing research and statistics (2nd ed.).. India: Reed Elsevier India Pvt. Ltd.

Course Assessment:

Course will be assessed by:

Continuous Assessment: 40% (Quiz 20%; Assignment 20%)

Final Examination: 60%

2017/2018



MID 3008: Mental Health Nursing

2 credits

224

Learning Outcomes:

At the end of the course students are able to :

1. Explain the concepts of mental health and psychiatric conditions, assessment and management of the patients.
2. Determine the nursing care of patients with mental health and psychiatric conditions.
3. Identify the nursing responsibilities in relation to psychopharmacological, psychological and physical therapies.

Course Synopsis:

This course provides students with knowledge and understanding about mental health disorders. It also includes mental health act, management modalities and nursing care of patients with common mental health disorders.

Reference Texts:

Casey, P. R. & Byng, R. (2011). Psychiatric in Primary Care (4th ed.). Cambridge: University Press.
Videbeck, S.L.(2014) Psychiatric-Mental Health Nursing. 6th ed. Philadelphia Lippincott: Williams Wilkins.
Malchiodi, C. A. (2013). Art therapy & health care. New York: The Guilford Press.
Silverman, W.K. & Field, A.P. (2011). Anxiety Disorder in Children & Adolescents. (2nd ed.). Cambridge: University Press.
Varcarolis E. M., Halter M. J. (Copyright 2013). Essentials of Psychiatric Mental Health Nursing Communication based care (2nd ed) Saunders, Elsevier Inc.

Course Assessment:

Course will be assessed by:

Continous assessment : Assignment: 20% Test 20%

Final Examination: 60%

2017/2018



MID 3009: Counseling Skills for Nurses

2 credits

225

Learning Outcomes:

At the end of the course students are able to :

1. Explain theories, aims, principles and process of counselling.
2. Identify the characteristics and nurses' roles in counselling.
3. Apply the counselling skills in specific situation.

Course Synopsis:

This course provides exposure to basic theory and skills in counselling. It includes models, process, counselling in specific situations, ethical concerns and issues in counselling.

Reference Texts:

- Egan, G. (2002) *The Skilled Helper : a problem-management and opportunity-development approach to helping* (7th ed.). Belmont, Calif.: Thomson Brooks/Cole.
- Suradi Salim (1996) *Bimbingan Dan Kaunseling (Edisi Pertama)* Utusan Publications & Distribution Sdn. Bhd.
- Burnard, P (2005) *Counselling Skills For Health Professionals* (4th ed.). Cheltenham: Nelson Thornes Ltd.
- McLeod, J. (2009) *An introduction to counselling* (4th ed.) Open University press, McGraw Hill Co.
- Nelson-Jones, R. (2003) *Essential counselling and therapy skills: the skilled client model*. London: SAGE Publications.

Course Assessment:

Course will be assessed by:

Continuous Assessment: 40%

- Assignment 30%
- Quiz 10%

Final Examination: 60%

2017/2018



MID 3010: Nursing Practice VI

4 credits

Learning Outcomes:

At the end of the course students are able to :

1. Perform nursing care to patient with mental health and psychiatric conditions.
2. Perform nursing care to maternal and child in community setting.
3. Perform school health service to children and children with special needs in the community.
4. Perform nursing skill related to mental and community health nursing.

Course Synopsis:

The course includes attachment to psychiatric, primary health and community health setting. It also provides opportunity for students to practice specific nursing skills related to the psychiatric and community health.

Reference Texts:

- Berman, A J. (2010) Kozier & Erb's Fundamentals Of Nursing Concepts, Process And Practice (9th ed.) New York. Prentice-Hall.
- Black, J.M. and Hawks J.H, (2008) Medical Surgical Nursing – Clinical Management for Positive Outcome (8th ed.) St. Louis Saunders Elsevier.
- Ingnatovicus, D.D. and Workman M.L. (2009) Medical Surgical Nursing – patient centered collaborative care (6th ed.). Philadelphia : W.B. Saunders.
- Potter & Perry (2010) Basic Nursing Theory And Practice (7th ed.) New York : Mosby
- Taylor C. Lillis, C, LeMone, P. Lynn P. (2011) Fundamentals Of Nursing. The Art And Science Of Nursing Care (7th ed.) China: Lippincott Williams & Wilkins

Course Assessment:

Course will be assessed by:

- Continuous Assessment :100%
- Case presentation – 20%
- Portfolio-20%
- Reflective writing – 10%
- OSCE - 50%



YEAR 3 SEMESTER 3 (2018/2019)

227

**MID 3011: Orthopaedic, Ophthalmology, Otorhinolaryngology & Gerontology
Nursing**

3 credits

Learning Outcomes:

At the end of the course students are able to :

1. explain the clinical manifestation and management for patient with orthopaedic, ophthalmology, and otorhinolaryngology conditions.
2. determine nursing care for patient with with orthopaedic, ophthalmology, and otorhinolaryngology conditions.
3. explain management and nursing care of gerontological conditions.

Course Synopsis:

This course consists of management and nursing care of patients with orthopaedic, ophthalmology, otorhinolaryngology and gerontology conditions.

Reference Texts:

- Berman, A J. (2011). Kozier & Erb's Fundamentals Of Nursing Concepts, Process And Practice (9th Ed.). New York. Prentice-Hall.**
- Black, J. M. & Hawks J. H, (2008). Medical Surgical Nursing – Clinical Management for Positive Outcome (8th Ed.). St. Louis: Saunders Elsevier.
- Ignatavicius, D. D. & Workman M. L. (2009). Medical-surgical nursing: critical thinking for collaborative care. (6th Ed.). St.Louis: Saunders Elsevier.**
- LeMone, P. & Burke, K. M. (2008). Medical-surgical nursing care: Critical Thinking in Patient Care (4th Ed). New Jersey: Pearson Prentice Hall.
- Taylor C. Lillis, C, LeMone, P. Lynn P. (2011). Fundamentals Of Nursing. The Art And Science Of Nursing Care (7th Ed.). China: Lippincott Williams & Wilkins.**
- Schoen, D. C. (2000). Adult orthopaedic nursing Philadelphia: Lippincott

Course Assessment:

Course will be assessed by:
Continuous Assessment: 40%

- Test- 20%
- Assignment-20%

Final Examination: 60%

2017/2018



MID 3012: Nursing Practice VII

3 credits

228

Learning Outcomes:

At the end of the course students are able to :

1. Identify nursing intervention when giving care to patient with orthopedic, eye, ear, and nose and throat disorder based on assessment.
2. Perform nursing care to elderly patient in hospital.
3. Perform nursing skill related to orthopedic, eye, ear, and nose and throat disorder and in the care of elderly.

Course Synopsis:

The course provides clinical experiences in orthopaedic, EENT, and gerontology wards and clinics. It gives opportunity for students to practice nursing care and perform related nursing procedures.

Reference Texts:

- Berman, A J. (2010) Kozier & Erb's Fundamentals Of Nursing Concepts, Process And Practice (9th ed.) New York. Prentice-Hall.
- Black, J.M. and Hawks J.H, (2008) Medical Surgical Nursing – Clinical Management for Positive Outcome (8th ed.) St. Louis Saunders Elsevier.
- Ingnatovicus, D.D. and Workman M.L. (2009) Medical Surgical Nursing – patient centered collaborative care (6th ed.). Philadelphia : W.B. Saunders.
- Potter & Perry (2010) Basic Nursing Theory And Practice (7th ed.) New York : Mosby
- Taylor C. Lillis, C, LeMone, P. Lynn P. (2011) Fundamentals Of Nursing. The Art And Science Of Nursing Care (7th ed.) China: Lippincott Williams & Wilkins.

Course Assessment:

Course will be assessed by:

- Continuous Assessment : 100%
- Case presentation 40%
 - Report writing 10%
 - OSCE 50%

2017/2018



YEAR 4 SEMESTER I (2019/2020)

229

MID 4001: Emergency, Intensive and Preoperative Nursing

3 credits

Learning Outcomes:

At the end of the course students are able to :

1. explain the nursing assessment and management of patients with emergency conditions.
2. explain the nursing assessment and management of patients with critical illness and respiratory support.
3. explain the management of patients during preoperative, intraoperative and postoperative phases.
4. determine the nurses' roles and responsibilities in emergency, intensive and perioperative nursing.

Course Synopsis:

This course consists of basics emergency, intensive and perioperative nursing. Emergency nursing covers management of patients during trauma, medical emergencies, resuscitation and medico-legal cases. Intensive care nursing covers care of patients with respiratory support and invasive and non-invasive monitoring, specific nursing procedures, continuous renal replacement therapy and renal transplant. Perioperative nursing covers asepsis, infection control and safety practices, anaesthetic drugs and nurses' responsibilities during perioperative period.

Reference Texts:

Hammond, B.B, & Zimmermann, P.G. (2012). Sheehy's Manual Emergency Care.(7th . ed) St.Louis,Mosby:Elsevier Australia.

Jauch, A., & Tscheshlog, B.A. (2014). Emergency Nursing made Incredibly Easy. (2nd .ed). Lippincott : Wolters Kluwer.

Diehl, T.S. (2012). Critical Care Nursing made incredibly easy. (3rd ed.). Philadelphia : Lippincott : Wolters Kluwer

Marino, P, L. (2013). The ICU book. (4th ed.). Lippincott : Wolters Kluwer

Urden, L.D., Stacy, K.M. & Lough, M.E. (2013). Critical Care Nursing. (7th ed.). St.Louis: Elsevier Mosby.

Phillips, N. F. (2013). Berry & Kohn's operating room technique (12th ed.). St. Louis, Mo: Elsevier.

Rothrock, J. C. (2015). Alexander's Care of the patient in surgery (15th ed.). St. Louis, Mo.: Elsevier/Mosby

Course Assessment:

Course will be assessed by:

2017/2018



Continuous Assessment: 40%

- Test I (20%)
- Test II (20%)

Final Examination: 60%

MID 4002: Management and Leadership in Nursing

2 credits

Learning Outcomes:

At the end of the course students are able to :

1. explain the concepts, principles, processes and basic theories of nursing management and leadership.
2. identify the roles and responsibilities of nurse leaders in planning, organizing, staffing, directing, controlling, making decisions and improving patient care quality.
3. demonstrate ability to discuss specific strategies related to change management, conflicts management, team building, staff and personal/professional development, problem solving and delegation process within the nursing contexts.

Course Synopsis:

This is an introduction course to the concepts and theories of nursing leadership and management. It aims to provide the students' knowledge on management and leadership principles, process and theories. The content also focuses on conflict management, change management, quality improvement and personal and professional development in nursing.

Reference Texts:

Ellis, P. & Bach, S. (2015). Leadership, management & team working in nursing (2nd ed.). London, UK: Saga Publication Ltd.

Kelly, P. (2012). Nursing Leadership and Management (3rd ed.). China: Cengage Learning

Marquis, B.L., & Huston, C.J. (2012). Leadership roles and management functions in nursing (7th ed.). Philadelphia: Lippincott

Yadav H., Khatijah Lim , Faridah Hashim & Zahrah Saad (2010), Nursing Management. Shah Alam Selangor: Oxford Fajar.

Yoder-Wise, P.S. (2014). Leading and managing in nursing (6th ed.). St Louis, US: Elsevier-Health Sciences Division.

Course Assessment:

Course will be assessed by:

Continuous Assessment: 40% [Quiz (10%) Assignments (30%)]

Final Examination: 60%



MID 4003: Research Project

5 credits

231

Learning Outcomes:

At the end of the course students are able to :

1. apply research process in carrying out a research project.
2. write a research project based on the research findings and according to the guidelines of writing project paper.
3. share the results of the research project through oral and poster presentation.

Course Synopsis:

This course requires the students to conduct a nursing research according to the guideline given. Students may conduct their studies either in the field of nursing education, management or clinical practice using a quantitative research approach. Besides producing a research report, students are also required to present and defend their study findings through oral and poster presentation.

Reference Texts:

- Creswell,J.W. (2014). Research design: Qualitative, quantitative and mixed method approaches (4th ed.). USA: Sage.
- Grove, S. K., Gray, J.R. & Burns, N. (2015). Understanding nursing research: building an evidence-based practice (6th ed.). Missouri: Elsevier Saunders.
- Kurup, C.P.B. (2014). Nursing Research & Statistics (3th ed.). New Delhi: Jaypee Brothers Medical Publications (P) Ltd.
- LoBiondo-Wood, G. Haber, J. (2010) Nursing Research: Methods and Critical Appraisal for Evidence-Based Practice. (7th ed.). St. Louis, Mosby.
- Whittaker, A. & Williamson, G.R. (2011) Succeeding in research project plans and literature reviews for nursing students. Exeter U.K: Learning Matters Ltd.

Course Assessment:

Course will be assessed by
Continuous Assessment 100% (Project)

2017/2018



MID 4004: Nursing Practice VIII

3 credits

232

Learning Outcomes:

At the end of the course students are able to :

1. identify the management of patients with emergency conditions, critical condition and patients requiring operations.
2. perform individualized nursing care according to the patients need in emergency unit, intensive care units and operation theatre.
3. demonstrate specific nursing skills related to emergency care, intensive care and perioperative care.

Course Synopsis:

The course involves attachment to operation theatre, intensive care unit, and trauma & emergency unit for 6 weeks. It also provides opportunity for students to provide nursing care and related specific nursing skills.

Reference Texts:

- Hammond, B.B, & Zimmermann, P.G. (2012). Sheehy's Manual Emergency Care.(7th . ed) St.Louis,Mosby:Elsevier Australia.
- Jauch, A., & Tscheshlog, B.A. (2014). Emergency Nursing made Incredibly Easy. (2nd .ed). Lippincott : Wolters Kluwer.
- Diehl, T.S. (2012). Critical Care Nursing made incredibly easy. (3rd ed.). Philadelphia : Lippincott : Wolters Kluwer
- Marino, P, L. (2013). The ICU book. (4th ed.). Lippincott : Wolters Kluwer
- Urden, L.D., Stacy, K.M. & Lough, M.E. (2013). Critical Care Nursing. (7th ed.). St.Louis: Elsevier Mosby.
- Phillips, N. F. (2013). Berry & Kohn's operating room technique (12th ed.). St. Louis, Mo: Elsevier.
- Rothrock, J. C. (2015). Alexander's Care of the patient in surgery (15th ed.). St. Louis, Mo.: Elsevier/Mosby

Course Assessment:

Course will be assessed by:

Continuous Assessment: 100%

- Case study and presentation (40%)
- Reflective writing (10%)
- OSCE (50%)

2017/2018



MID 4005: Teaching Function of A Nurse

2 credits

233

Learning Outcomes:

At the end of the course students are able to :

1. Identify the factors that influence clinical teaching-learning process, learning outcomes, teaching media and strategies according to the learners need.
2. Write a lesson plan for teaching and learning activities for a clinical teaching session.
3. Determine the assessment and evaluation method in planning clinical teaching.

Course Synopsis:

This course provides the nurses with the knowledge on clinical teaching and learning process for client, students and staffs. It consists of factors influencing the teaching-learning process in clinical area, learning outcome, task analysis, preparation for teaching session and lesson plan, clinical teaching method and clinical evaluation.

Reference Texts:

- Bastable, S. B. (2013). Nurse as educator: principles of teaching and learning for nursing practice (4th ed.). Sudbury: Jones and Bartlett.
- Billings, D.M. & Judith A. Halstead. J.A. (2016) . Teaching in nursing : a guide for faculty (5th ed.), St. Louis, Mo. : Elsevier/Saunders.
- Gaberson, K. B. & Oermann, M. H. (2014). Evaluation and Testing in Nursing Education: (4th ed.). New York: Springer Publishing.
- Gaberson, K. B., Oermann, M. H. & Shellenbarger, T. (2015). Clinical Teaching Strategies in Nursing (4th ed.). New York: Springer Publishing.
- Gardner, M & Suplee, P.D. (2010) Handbook Of Clinical Teaching In Nursing And Health Sciences Sudbury, Mass. : Jones and Bartlett Publishers.
- McDonald, M. (2014) The nurse educator's guide to assessing learning outcomes. Burlington, MA : Jones & Bartlett Learning.

Course Assessment:

Course will be assessed by:

Continuous Assessment : 40%

- Assignment and Presentation - 40%

Final Examination : 60%

2017/2018



YEAR 4 SEMESTER 2 (2019/2020)

234

MID 4006: Nursing Practice IX

4 credits

Learning Outcomes:

At the end of the course students are able to :

1. Demonstrate ability in managing nursing care of patients using management and leadership skills.
2. Perform the functions of a team leader in nursing team.
3. Identify the patient's learning needs when planning a structured lesson plan before conducting a patient teaching session.

Course Synopsis:

This course provide students the opportunities to manage nursing care of patients using management and leadership skills in the medical and surgical wards. Students will be given experience to function as a team member and team leader in the nursing team. Students are also required to conduct a patient teaching session according to the learner's need using a structured lesson plan.

Reference Texts:

- Berman, A. J., Snyder, S. & Frandsen, G (2015). Kozier & Erb's Fundamentals Of Nursing Concepts, Process And Practice (10th Ed.) Edinburgh: Pearson
- Hinkle, J. L & Cheever, K.H. (2014). Brunner and Suddarth's Textbook of Medical Surgical Nursing (13th ed.). Philadelphia: Lippincott Williams & Wilkins
- Gaberson, K. B., Oermann, M. H. & Shellenbarger, T. (2015). Clinical Teaching Strategies in Nursing (4th ed.). New York: Springer Publishing.
- LeMone, P., Burke, K. M., Bauldoff, G. & Gubrud, P. (2015). Medical-surgical nursing: clinical Reasoning in Patient Care (6th Ed). Edinburgh : Pearson
- Marquis B.L & Huston C.J. & (2015). Leadership Roles and Management Functions in Nursing: Theory and Application (8th Ed.). : Philadelphia: Lippincott Williams & Wilkins.

Course Assessment:

Course will be assessed by:

Continuous Assessment: 100%

- Patient teaching – 40%
- Patient Round Assessment (hand-over report) – 30%
- Nurse Manager's Evaluation Report – 10%
- Clinical Portfolio – 20%

2017/2018



MID 4007: Internship

5 credits

235

Learning Outcomes:

At the end of the course students are able to :

1. Demonstrate an ability to apply comprehensive professional knowledge in nursing care at a hospital setting.
2. Perform the roles of a registered professional nurse according to the requirement of nursing board by integrating ethical principles and interpersonal communication skills.
3. Identify the specific nursing management and leadership skills while performing the role as a team leader of a nursing team in the ward.

Course Synopsis:

This course provides an experience for the students to perform as a professional nurse under supervision in a hospital. This may enhance the role transitions process from student to professional nurse besides strengthening their nursing skills. The students also will have the opportunity to apply the managerial and leadership skills in the management of patients.

Reference Texts:

Harris, J.L , Roussel, L. & Thomas P.L. (2013). Initiating and Sustaining the Clinical Nurse Leader Role: A Practical Guide (2nd ed.). Burlington, MA: Jones & Bartlett Pub.

Russel –Chapin L.A., Sherman, N. E. & Ivey, A.E. (2016) Your supervised practicum and internship : field resources for turning theory into action. New York: Routledge.

Gaberson, K. B., Oermann, M. H. & Shellenbarger, T. (2015). Clinical Teaching Strategies in Nursing (4th ed.). New York: Springer Publishing.

LeMone, P., Burke, K. M., Bauldoff, G. & Gubrud,P. (2015). Medical-surgical nursing: clinical Reasoning in Patient Care (6th Ed). Edinburgh : Pearson

Marquis B.L & Huston C.J. & (2015). Leadership Roles and Management Functions in Nursing: Theory and Application (8th Ed.). : Philadelphia: Lippincott Williams & Wilkins.

Course Assessment:

Course will be assessed by:

Continuous Assessment 100%

- Performance assessment – 30%
- Ward Round – 40%
- Assignment and Presentation - Report – 30%

2017/2018



NOTES.....

NOTES.....

237

2017/2018

NOTES.....

238

2017/2018



THANK YOU
PREPARED BY;

**UNDERGRADUATE SECTION, DEAN'S OFFICE
IT DIVISION, DEAN'S OFFICE.**

FACULTY OF MEDICINE
UNIVERSITY OF MALAYA